




Garda Síochána



A N N U A L R E P O R T  
1 9 9 5



09589



86152


gc 16.165



Garda Síochána



ANNUAL REPORT  
1995



REFERENCE



# Contents

<b>Foreword</b>	5
<b>Crime Trends</b>	7
<b>Garda Headquarters, Phoenix Park</b>	13
Press and Public Relations Office	14
Band of an Garda Síochána	14
Garda Museum and Archives	15
Central Reception Area	16
Detective Training School	16
Barrack Masters Section	17
Finance Section	18
Ballistics Section	18
Fingerprint Section	20
Forensic Science Laboratory	21
Photographic Section	22
Garda Criminal Records Office	22
Handwriting / Document Section	23
Garda Mapping Section	23
Housing Section	24
Investigation Section	25
Drug Situation Report	26
Traffic Section	27
The Garda Bureau of Fraud Investigation	28
Garda IT Centre	30
Garda Community Relations Section	32
Garda Transport Section	33
Closed Circuit Television in the Temple Bar Area	34
Telecommunications	34
<b>Review of An Garda Síochána</b>	
'B' Branch	35
Strength of the Force	35
Scott Medals	37
Performance Development and Review	37
Safety, Health and Welfare	37
Discipline in An Garda Síochána	38
Overseas Service with the United Nations and European Union - Members of An Garda Síochána	39



## Statistics

Indictable offences recorded and detected by Garda divisions and five principal city areas	41
Indictable offences which became known to the Gardai	42
Analysis of Murders	50
Indictable crimes per 1000 of population	51
Indictable offences recorded and detected 1986-1995	51
Indictable crime 1994 and 1995	51
Analysis of aggravated burglaries where firearms were used and armed robberies	52
Burglaries	54
Value of property stolen and recovered	54
Garda Juvenile Diversion Programme	55
Garda National Juvenile Office	58
Indictable crime - summary	61
Indictable crime against tourists	63
Non-indictable offences - proceedings and persons convicted in 1995	64
Total number of offences in which proceedings were taken	67
Stolen vehicle unit	68
Fines on the spot notices issued	69
Road traffic offences by division	70
Traffic offences	70
Drug offences	71
Domestic violence 1995	74
Annual return of missing persons	75
Offences committed by persons on bail	75
Firearms, ammunition, and explosives seized	76

# Foreword

I am pleased to submit my annual report for 1995.

While crime continued on an upward trend, the overall increase during the year was the lowest of this decade and was confined to one per cent.

The steady increase in detection rates since the beginning of the decade reflects the efforts of An Garda Síochána to deal effectively with the extra workload. Detection in itself cannot provide the full answer to crime and related social problems. This fact is becoming broadly recognised and is reflected in the endeavours of the many agencies combining to address these issues.

My thanks are due to you and the Staff of the Department of Justice for the support received during the year. I must also pay tribute to the Customs National Drug Team and the Defence Forces for their assistance and co-operation, in air, ground and naval support.

Many outstanding successes in both covert and overt operations were due to the combined efforts of the different agencies and the continued co-operation of the public.

By the end of 1995 the decision to appoint Assistant Commissioners to five rural regions was finalised. The new appointees will be responsible for the operational efficacy of their respective regions.

This year's report features the role and responsibilities of a number of sections based at Garda Headquarters in the Phoenix Park. As these centralised sections provide essential services to An Garda Síochána, any significant reduction in personnel attached to them would have a serious effect on the overall performance of the Force. Prudence in deploying personnel between the various sections, recognising and taking into account the value and potential of each, continues to be a key challenge.

During the year the atmosphere in which serious crime was experienced became more influenced by a public anxiety to achieve instant success. While it is understandable that a growth in violence associated with crime increases fears, this cannot be allowed to encourage short cuts or hasty conclusions. Prudent investigation, professional assessment and a methodical approach take time and require greater patience. These methods were employed successfully during the year under review.



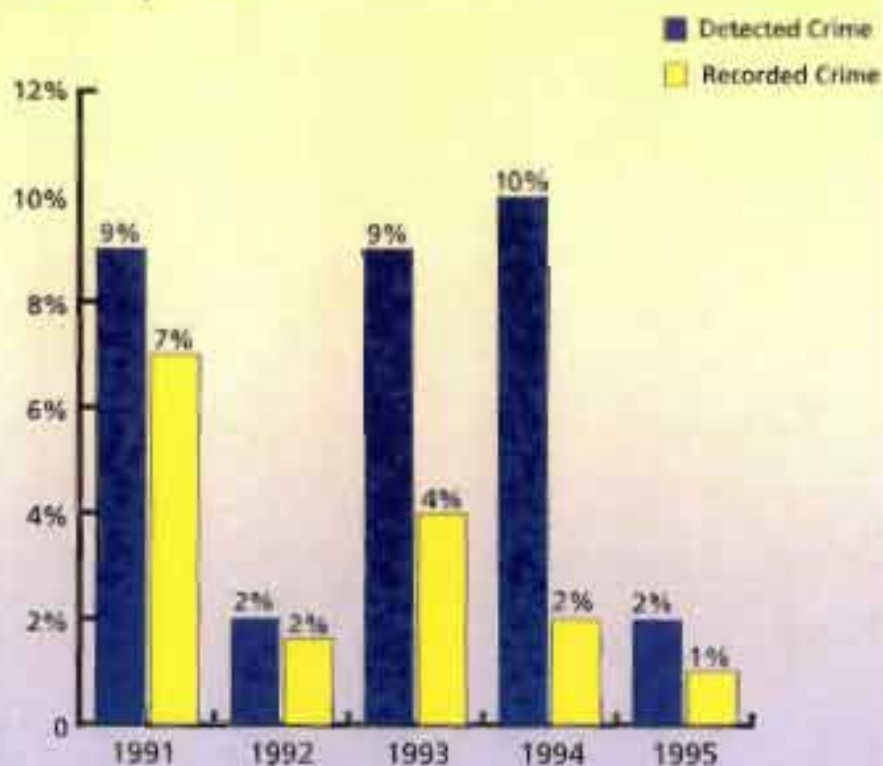
Patrick J. Culligan  
Commissioner



# Crime Trends

Between 1990 and 1995 recorded crime increased from 87,658 offences to 102,484 offences or 17 percent. During the same period, the number of detected crimes increased from 28,985 offences to 39,753 offences or 37 percent. Chart 1 illustrates annual increases in recorded and detected crimes between 1990 and 1995. The rate of increase in recorded crime has been falling since 1993.

**Chart 1**  
**Annual increases in recorded crime compared with annual increases in detections, 1991-1995; percentages**



The crime detection rate increased by 5.7 percent between 1990 and 1995. (Chart 2)

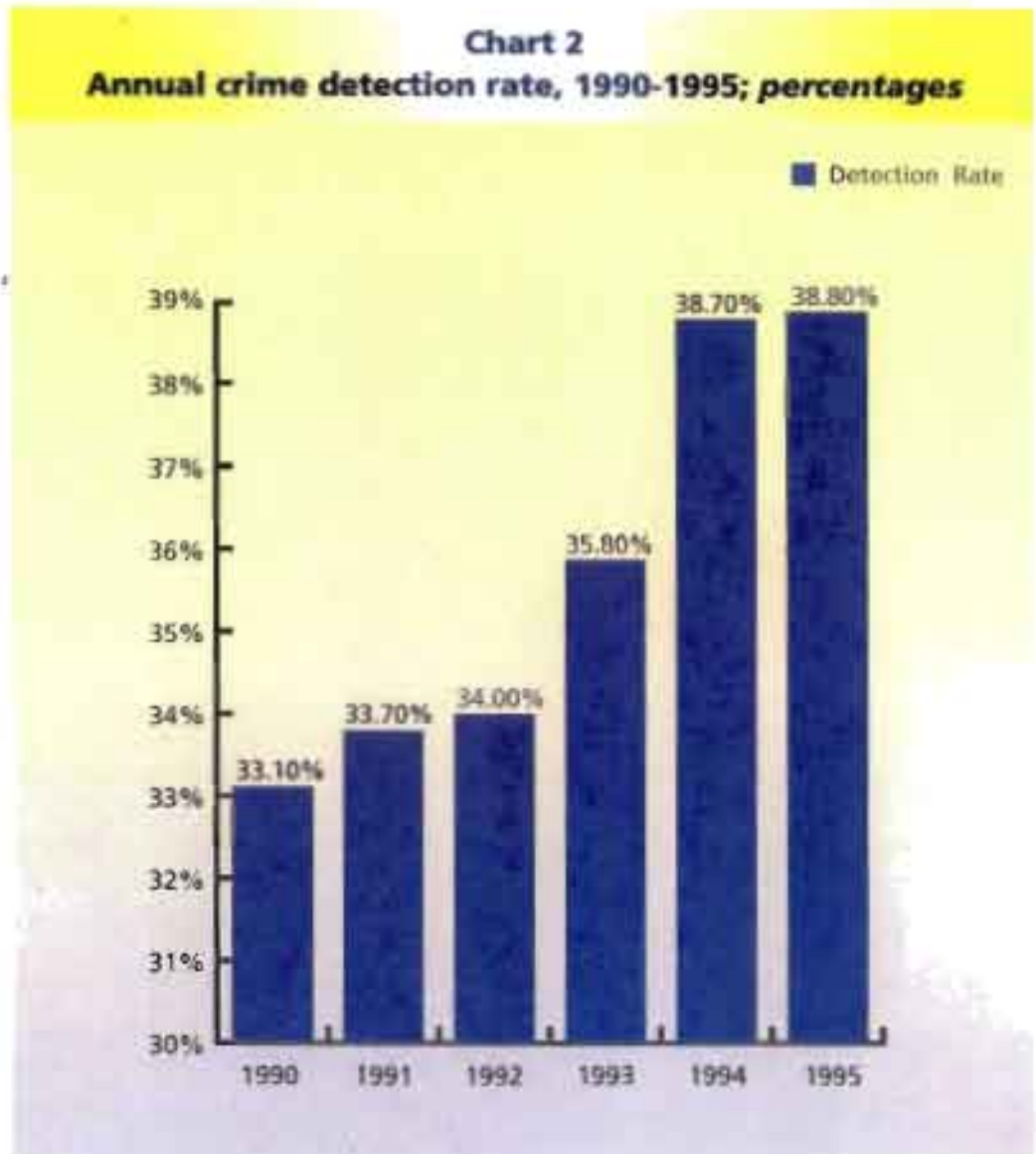
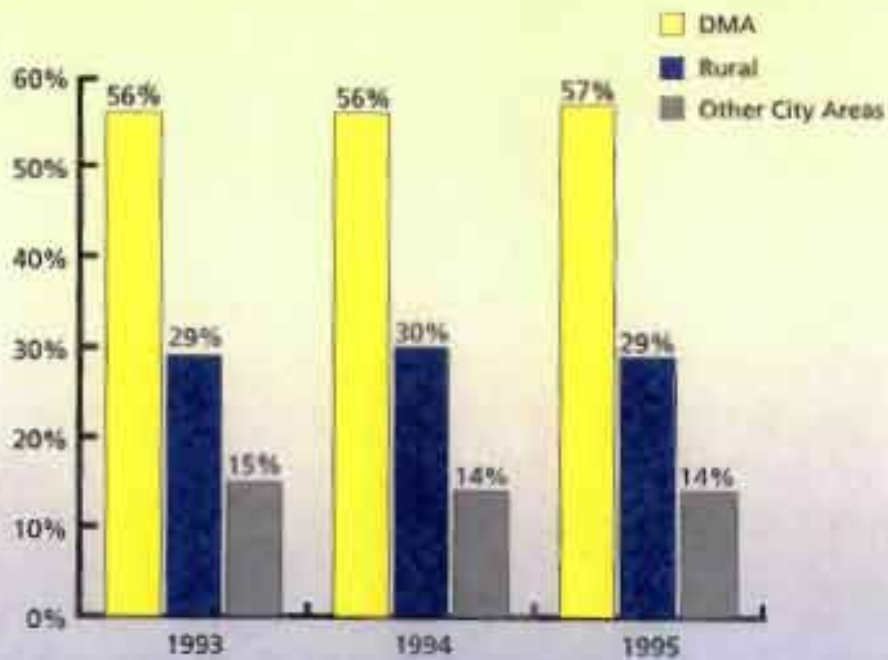


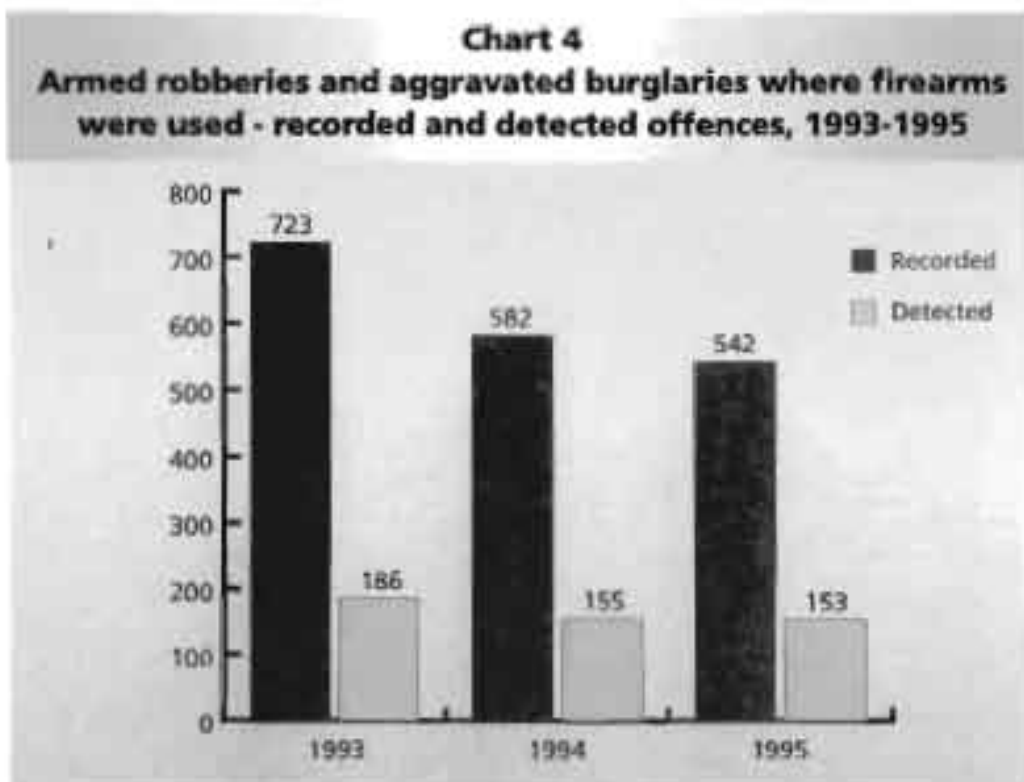
Chart 3 shows the breakdown of crime between the DMA, other city areas (Cork, Galway, Limerick, and Waterford) and rural areas for the years 1993 to 1995. The proportion of crime in each area has remained constant over this period.

**Chart 3**  
**Breakdown of national crime by area, 1993-1995**





Armed robberies and aggravated burglaries where firearms were used declined by 25 percent from 723 offences in 1993 to 542 offences in 1995. Chart 4 illustrates the number of recorded and detected offences for each year.



Armed robberies at financial institutions (banks, post offices, building societies and credit unions) decreased from 185 offences in 1993 to 100 offences in 1995, or 46%. (chart 5)

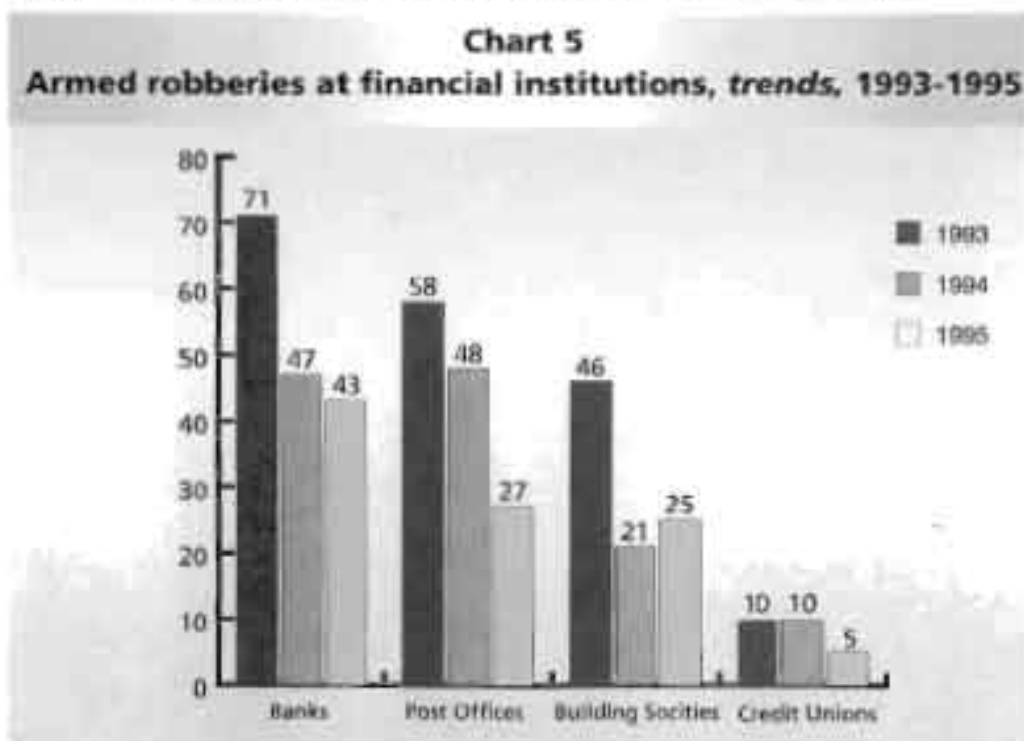
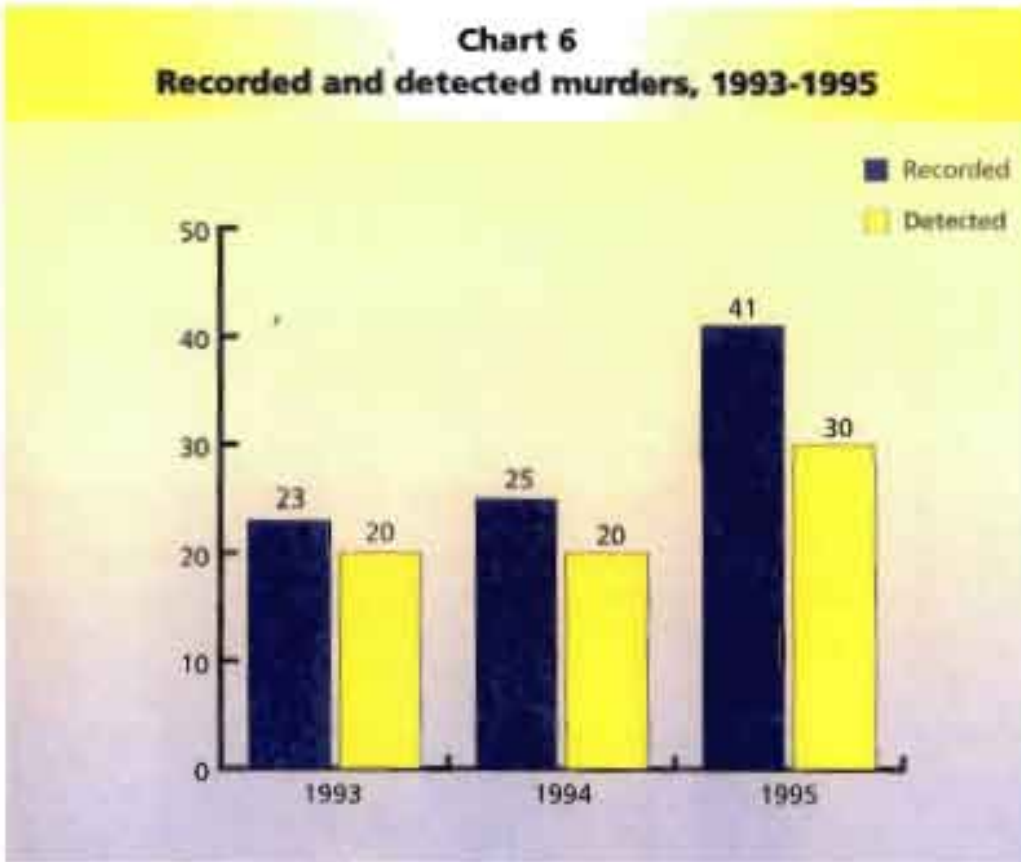
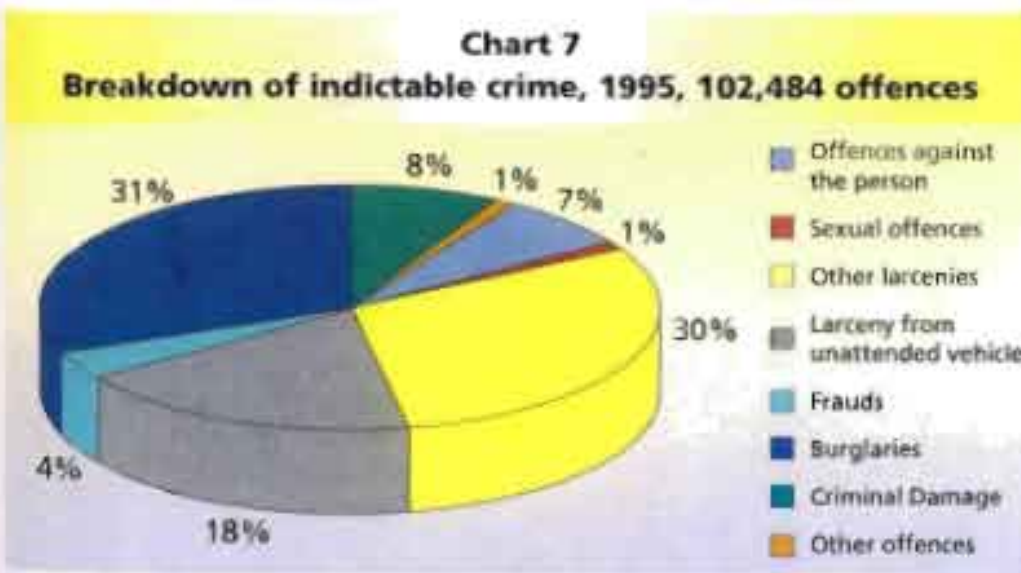


Chart 6 illustrates recorded and detected murders for the years 1993 to 1995.

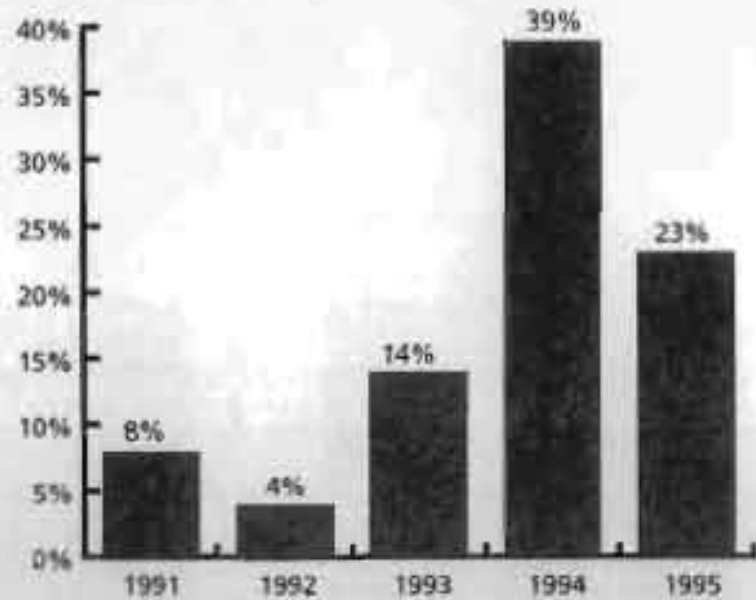


About 50% of all crimes each year are burglaries (31%) and larcenies from unattended vehicles (18%). Chart 7 shows a percentage breakdown of 1995 crime by crime category.



Between 1990 and 1995, offences committed by persons on bail increased from 2,494 offences to 5,440 offences or 118%. Chart 8 shows the annual percentage increase for each year.

**Chart 8**  
**Annual increases in offences committed by persons on bail, 1991-1995; percentages**



During 1995, there was on average one house burglary for every 56 dwellings in the State.

# Garda Headquarters Phoenix Park

The Garda Síochána has its headquarters in the Phoenix Park - one of the largest municipal parks in Europe - on the western side of Dublin city. The buildings occupied were purpose built as a police headquarters and have been in continuous use since circa 1842.

The general management and control of the Force is the responsibility of the Commissioner of An Garda Síochána who is appointed by the Government and is based at Headquarters.

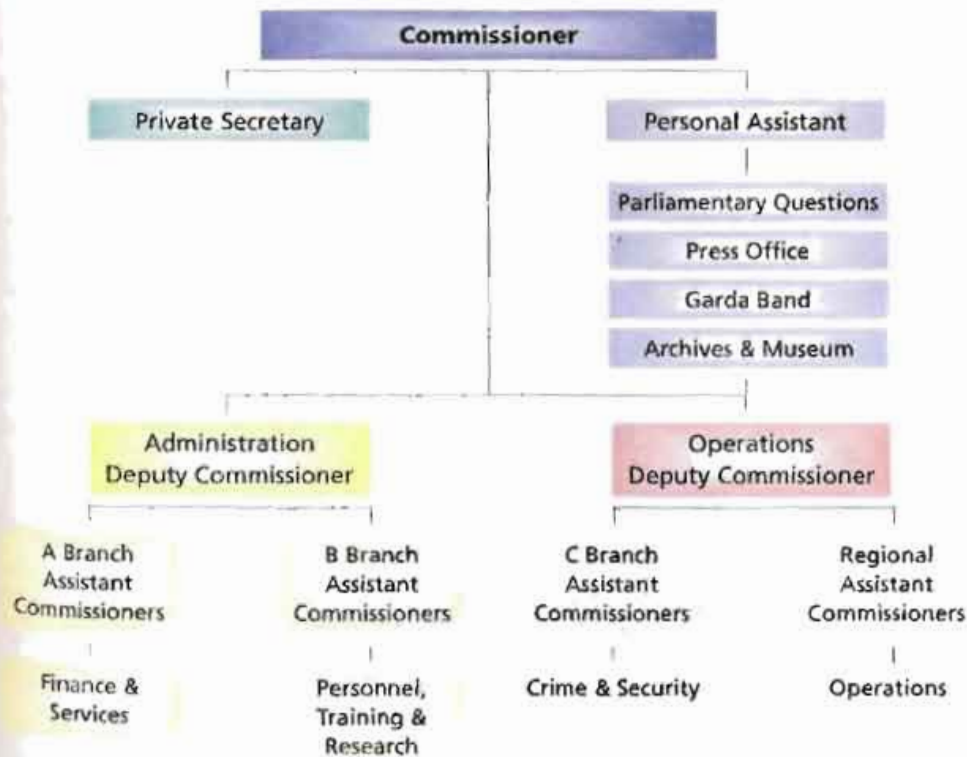
Two Deputy Commissioners and three Assistant Commissioners are also based at Garda Headquarters. One Deputy Commissioner deals with Administration while the other has responsibility for operational matters.

Deputy Commissioner, Administration with the support of two Assistant Commissioners has responsibility for Personnel, Finance, Equipment, Training, Information Technology, Research and Development and the general administration of the Force.

Deputy Commissioner, Operations co-ordinates the operational activities of the Assistant Commissioner responsible for Crime & Security Branch and the Regional Assistant Commissioners.

The Garda Síochána by any criterion is in the forefront in policing practices, techniques and training. Support services of the highest calibre are required to maintain this standard and to meet the increasing demands placed upon the organisation.

The various sections which provide this high level support and expertise are in the main based at Garda Headquarters which comes under the control of Deputy Commissioner, Administration and his two Assistant Commissioners.





## Press and Public Relations Office

The Garda Press Office operates all year round providing a comprehensive service to journalists, media students and the general public. As the number of radio stations and other media outlets continue to grow so does the varied requests for information and assistance which the office handles. This demand for information varies from calls for information about crime, traffic accidents and missing persons to requests for spokespersons on items of national interest. The office also deals with queries from the international media and provides an essential link in assisting foreign journalists working in Ireland on international stories.

Due to the increased numbers of local radio stations the office now instructs suitably selected members to assist their local radio stations. This has given Gardai access to the airwaves and has led to invaluable assistance being provided by the public. The Gardai depend on the co-operation of the public to be successful and the Garda Press Office will continue to utilise the many varied media outlets open to them to maximise public awareness.

The Garda Press Office also assists second level colleges by supplying personnel for career information lectures, where students interested in a career in An Garda Síochána are given information on what qualifications are needed for entry. This service provided by uniformed members also helps foster communication between young people and Gardai in a relaxed and informal environment.

## Band of An Garda Síochána

The Band of An Garda Síochána was formed in 1922 and gave its first performance on Easter Monday, 1923 at Dun Laoghaire Pier, a short distance from Dublin City. In 1965, the Band was disbanded but was re-established in 1972 to celebrate the fiftieth anniversary of the foundation of the Force. The members of the present Band play a type of music that generally suits all tastes from the rousing traditional military airs right up to the popular music of today.

They are all full time professional musicians and during the course of each year give many concerts throughout Ireland. The special programme for their school concerts gives the Band enormous satisfaction as the children always enter fully into the spirit of the occasion and are

captivated by the variety of instruments in the Band and, of course, the music. The Band of An Garda Síochána was in Switzerland as guests of the Zurich City Police in 1977 and 1983. They were also participants in an international Police Band Festival in Basel in 1991.

1995 was the busiest year for the Band having performed in public on 203 occasions. The highlight of the year being a full Gala Concert in City Hall, Cork in October in celebration of the fiftieth anniversary of the foundation of the United Nations.



## Garda Museum and Archives

The Garda Museum and Archives is now established as an essential multifaceted entity providing and co-ordinating services and policy in relation to the history and development of An Garda Síochána. The essential functions of the facility is to acquire, conserve and exhibit artifacts appropriate to the Museum thematic collection. At present the Garda Museum is in a state of preparation for its re-location to the Record Tower in Dublin Castle scheduled to take place in early 1996.

The function of the archives is likewise to ensure compliance with the terms of the National Archives Act 1986. The archivist continues to be available to assist in the co-ordination of this work by imparting information and liaising with the officer of the National Archives responsible for Department of Justice and Garda records. A limited historical reference library and research facility will be maintained for use by Garda students and researchers who require access to Garda publications and original Garda historic material deposited in the Garda Museum.

Departmental records, however, will only be released after statutory certification through the National Archives.

Each year the Museum receives a steady flow of interested visitors from at home and abroad. Most of the visitors are likely to have family connections with An Garda Síochána, the Dublin Metropolitan Police or the Royal Irish Constabulary and early publications and personnel registers are a source of genealogical information which they exploit for mainly history purposes.





## Central Reception Area

At the scene of most crimes, clues are left behind in many forms. Following an examination of the scene these clues are removed and taken to Garda Headquarters for expert examination and analysis. These clues which are classified as Exhibits must pass through the Central Reception Area. The purpose of this area is:

1. To record information in relation to all items submitted for Technical and/or Scientific examination.
2. To arrange for the return of all exhibits submitted to the station of origin after examination is completed.
3. Apart from these functions the Section also assists with the procurement of technical equipment and supplies for use by Scenes of Crime Examiners and the various expert services provided by the Technical Bureau.

### Role and Aims of the Section

Part of the primary function of the Section is to allocate an identifier to all cases submitted for examination i.e. record in detail all items submitted for technical and forensic examination on the computerised exhibit tracking system. Allied to this is the function of recording details of all collections of exhibits by the investigating members or persons acting on their behalf.

## Detective Training School

With the ever increasing sophistication in the commission of crime, the necessity to have a highly trained detective force is paramount. The Detective Training School meets these needs, and conducts detective training courses and Scenes of Crime Examiners Courses at Garda Headquarters. The courses are of a six and ten week duration respectively. The Detective Training Course objective is to equip members who have been selected for assignment to Detective Branch with the knowledge, skills and attitudes necessary to investigate all types of crimes.

### Scene of Crime Examiners

The functions of this course is to train selected Garda personnel both uniformed and detective in recognising, identifying, collecting, marking, preserving, processing and submitting physical evidence from scenes of crime for laboratory analysis and preserving the chain of evidence. They also take photographs and measurements of scenes of crimes and prepare sketches as needed.

The Detective Training School also conducts Photographic Courses for Scene of Crime Examiners.



## Barrack Masters Section

In a national organisation such as An Garda Síochána with over 700 Garda stations and almost 11,000 personnel an effective policy for the purchasing and management of supplies is considered to be essential.

The section which comes under the control of the Barrack Master has responsibility for these functions which can be outlined as follows:

**A.** Accounting for and supplying all stock items of uniform clothing and equipment to the Force. This encompasses a considerable product range from vehicles/transport to the obvious such as standard items of uniform clothing to handcuffs, notebooks, whistles, riot gear, guns together with a multitude of other articles. The special requirements of members partaking in the various U.N. Missions serving in climatic conditions from tropical to arctic need to be catered for.

During the year a number of pilot projects have been put in place with the objective of further streamlining procedures in this area.

**B.** The need to meet the requirements brought about by technological advances wherein office machinery equipment is constantly being upgraded together with supplying furniture, particularly to all of the new and refurbished stations that have come on stream in 1995.

**C.** Maintaining the register of licensed and registered firearms.

In January 1995 Garda management established a study group to assess overall change requirements and needs for purchase and supplies management in the future, which among other matters will be looking at:

- policy and procedures
- organisation structures, roles and responsibilities
- physical infrastructure
- computer systems



### Staffing and organisational structure - Barrack Master's Section





## Finance Section

The Finance Section prepare the Spending Estimates for the Force annually. This requires a very high degree of expertise and planning, to regularise the day to day running costs while also being mindful to ensure the very high standards needed for an effective modern police force.

All spending is approved through the Finance Section and the following is a sample list of areas of control.

1. Transfer of Personnel Expenses
2. Sanction of Financial Expenditure for Training Courses
3. Purchasing of Equipment
4. Travel Expenses/Subsistence Allowance
5. Court Expenses Civilian Witnesses i.e. expert witnesses, expenses (doctors etc.)
6. Advertising Budget
7. Control of Overtime Spending
8. Information for circulation to the Force.

Areas of Expenditure may change from time to time, and in this regard the Finance Section would take advice from the Barrack Masters Office.

## Ballistics Section

### **Purpose of section**

The Ballistics Section was formed in 1933, and was formally established in 1934, its function was to provide technical assistance to the Garda Síochána in matters relating to firearms, ammunition and explosives, and to give evidence in the Courts of Justice.

As a consequence of the increase and diversification of modern crime, the functions of the Section have expanded over the years, from our original concept of pure Ballistics to fill voids in certain areas within the force, as follows:

### **Matters dealt with**

1. The examination of all firearms and ammunition, seized in relation to crime
2. The examination of all explosives and explosive devices seized within the state
3. The technical examination of the scenes of murder, suspicious death, and serious crime
4. The restoration of erased identification numbers on motor vehicles, pedal cycles, jewellery, electrical equipment, etc.
5. The inspection of firing ranges
6. Providing assistance in the investigation of arson

### Scope of the section

The multiplicity of skills, and depth of experience which has evolved within the Section, is frequently called upon to assist in the investigation of various types of serious crime which occur in any part of the Country, many of these crimes are not firearms related.

Ballistics personnel technically examine the scenes of all murders and suspicious death, and attend at the subsequent Post Mortem examinations, whether firearms are involved or not. Because of the experience in dealing with dead bodies, they perform a technical role and assist the State Pathologist at the scenes and subsequent Post Mortems of the victims of all major disasters, e.g. The Stardust and Air India Aircraft Crash, etc.

The Ballistics Data Reference Centre, maintains records of all discharged cartridge cases and spent bullets recovered from crime scenes. All firearms received by the Section are examined and the bullets and cartridge cases test fired from them are microscopically compared with all previous shooting cases.

The Section is equipped with Microscope Rooms, Laboratory, Firearms Examination Room, Work Room, Firing Range and Bullet Recovery facilities.

There is also an extensive Reference Collection containing specimens of firearms, ammunition and explosive devices, which have come into our possession.

### The scale of the tasks which are dealt with

The number of cases dealt with in 1995 include the following:

1. Total requests for services	793
2. Visits to scenes	92
3. Arson	16
4. Murder/Suspicious death	60
5. Explosives	41
6. Firearms examined	729
7. Ammunition - rounds	36,608
8. Serial number restoration	61
9. Lectures	102
10. Court appearances	154



## The Fingerprint Section

### Purpose of the section

To provide a Fingerprint Identification System for the Garda Síochána and to:

1. Identify persons to their criminal records
2. Authenticate criminal history data
3. Identify culprit to the scene of crime
4. The identification of dead bodies
5. Perform technical examination of major crime scenes
6. Provide specialist chemical and laser light fingermark development facilities
7. Provide expert fingerprint evidence at criminal trials and Coroner's Courts
8. Provide training in the science of fingerprints to Garda Personnel
9. Provide a Facial Identification System (C.D.Fit) to enable injured parties and witnesses of crime to compose a facial likeness of the suspect

### Work performed by members of the section in 1995

A. Fingerprint examination of scenes of serious crime	445
B. Facial identification (C.D.Fit)	135
C. Cases received for processing - Crime scene cases	8,876
D. Ten Print Forms received	14,424
E. Culprits identified to crime scenes	1,585

### New developments in the fingerprint section

#### 1. *Chemical/laser examination and fingermark development unit*

1995 saw the implementation of this Unit. It has the most up-to-date chemical and laser development techniques now available. Fingermarks can now be developed on articles/exhibits which was once thought impossible.

#### 2. *AFIS / AFR Introduced in the Technical Bureau*

An Automatic Fingerprint Identification System/Automatic Fingerprint Retrieval System (AFIS/AFR) was installed in An Garda Síochána Technical Bureau in December 1995.

The matching of fingerprints using computer-based automation is known universally as automatic or automated fingerprint recognition and identification. The system comprises a database of fingerprints, a database of palmprints and a database of unsolved scenes of crime marks (latents). The system codifies the unique characteristics of each fingerprint, palmprint and latent impression and stores these codes in a computer database or repository of information.

The Garda Technical Bureau is recognised internationally for its role in solving difficult crimes from 'cold' searches, that is, searches necessitating the comparison of a scenes-of-crime marks against the entire national collection of 150,000 cards or 1,500,000 fingermarks. The effort involved in undertaking this type of manual search was intensive, time consuming and costly and, almost invariably, at the expense of an ever increasing work-load submitted from the operational force.

### Live Scan

Live Scan is an Electronic Scanning Machine on which fingerprints can be recorded without the use of fingerprint ink. A screen is provided which shows the finger being scanned. When the quality of the impression is as required, the print can be recorded. Hard copies can be produced on a ten print format or the impression can be sent directly to the A.F.I.S. Work Station for process and search.

A Pilot System will be operational in 1996 at Mountjoy Prison and the Bridewell at Dublin and Cork. It has long been recognised that an alternative method to fingerprint ink had to be found to ensure top quality sets of fingerprints. Live Scan offers this potential.

### Future plans

A new Fingerprint Mobile Laboratory Vehicle will be in operation in 1996. This will provide the facilities to use all the chemical/laser techniques available at major crime scenes. It will also be fitted to avail of new scanning equipment now under test to enable fingerprints and fingermarks to be inputted directly per dedicated phonelines to the A.F.I.S. System for search. This, when operational, will be a huge step forward to speed up the identification process.



It is the goal of the Section to provide, where possible, a 24 hour turnabout of cases received.

## Forensic Science Laboratory

In 1995 the laboratory received 8668 cases in total which was a 16% increase on the previous year. The greatest increase was in drug cases which went from 5379 to 6522 cases or an increase of 21%.

There was a significant increase in the amount of Heroin seized with smaller increases in Amphetamine and Cocaine. The greatest increase was in the number of Ecstasy cases which went from in excess of 300 to nearly 600 cases.

The lab dealt with 43 DNA cases and of particular relevance was the trial of a man charged with murder who was eventually convicted and in which there was a particularly vigorous but unsuccessful challenge by the defence.





## Photographic Section

### **Matters dealt with and scope of the section**

The section provides for the photographic needs of the Garda Síochána and through its training is equipped to deal with a wide range of demands from a public Relations assignment to the complexities of a major disaster.

Matters dealt with include assisting photographically in the investigation of crime. Providing both evidential and illustrative photographs to assist investigators and providing albums of photographs to assist the courts

- Photographing scenes of major crimes and disasters
- Assisting the presentation of court cases by providing photographic evidence
- Photographic material for use by the Public Relations Office
- Fingerprint and footmark photography
- Copy work, Archival and current scenes
- Processing and printing scenes photographed by Scenes of Crime Examiners countrywide
- Providing photographic stills from security videos
- Issuing I.D. cards to members of the Gardaí

All of the above photographic disciplines ensure that a professional service is at all times available to assist in the investigation of crime.

### **Future aims and plans**

To continue to provide a professional service to the Force using existing techniques and by embracing new technology in the photographic field. To ensure that new members in the Section are properly trained in Forensic Photography. To research and evaluate new approaches including digital applications pertinent to photography.

## Garda Criminal Records Office

This Section deals with the following:

G.C.R.O. receive and file information in relation to convicted criminals and maintain a nominal and street index for persons convicted of indictable crimes. With the exception of secondary files the information is available on computer in Garda Stations throughout the country.

Matters dealt with in G.C.R.O. include the checking of applicants for various positions such as Garda and Civil Service appointments, Child Care Workers and persons who need to work in high risk security areas.



## Handwriting / Document Section

The Handwriting/Document Section was formed in 1973 as a sub-section of the Garda Technical Bureau. The demand for the section came, because of the rapid growth in both volume and variations of documents in use in business and personal transactions, inevitably more of these documents would be used in criminal activities.

The quantity, quality and complexity of cases have increased dramatically over the last few years. The section has been involved in many of the recent major high profile investigations. All staff attached to this section are recognised as experts in their field. The Document Section gives valuable support and advice in the investigation of crime.



## Garda Mapping Section

The Garda Mapping Section is one of the Technical Bureau sections which, since its formation in 1934, has been providing a comprehensive mapping service for the force. This service includes the provision of all the administrative maps for all Garda Stations throughout the state, as well as surveying and preparing scaled drawings and maps of all serious crime and accident scenes. In addition the section prepares security maps and services for major events and V.I.P. visits.

Most of the work, however, carried out by the staff of the Mapping Section relates to criminal cases. This will involve a mapper visiting the scene, recording all detail of relevance, drafting scaled drawings of same, making a report, attending court and tendering evidence in the subsequent case. All of the staff in the section are surveyors, who were selected from within the force. In 1995 there were 375 approved applications for mapping services received by the section, 35 of which involved scenes where murder was suspected.



## Housing Section

There are 704 Garda Stations throughout the 26 counties. Many of these Stations date back to the formation days of the Force and were originally part of the old RIC structure. The need to upgrade these buildings was given priority in the early sixties with the appointment of a Superintendent Housing Officer. Since that time, great strides have been made in bringing Stations throughout the Country to the high standards expected and required in today's society.

During the course of 1995, a number of new Stations, such as Blackrock, were built and others refurbished. Other projects commenced during the year. Additionally, plans were put in place for works to commence in 1996.

The Housing Section of the Garda Síochána has a key role in identifying and progressing the needs of the force in this important area.

### A. New buildings / extensions / major refurbishments due to commence during 1996

Store Street	<i>Divisional Headquarters</i>	New station
Waterford	<i>Divisional Headquarters</i>	Extension / major refurbishments
Thurles	<i>Divisional Headquarters</i>	Extension / major refurbishments
Longford		New station
Douglas		New station
Clonakilty		Convert mq / refurb / extension
Raheny		Extension / major refurbishments
Keel		Basic unit
Newbridge		New Station
Blanchardstown		New Station
Kilkenny		Extension / major refurbishments
Kenmare		Major refurbishments
Trim		Major refurbishments
Mountjoy		Major refurbishments / extension
National Drugs Unit		New Facility
Robertstown		New Garda Station
Doneraile		New Garda Station

### B. Projects due for completion during 1996

Pearse Street	<i>(Phase III)</i>	Extension / major refurbishments
National Fraud Bureau		New facility
Drogheda	<i>Divisional Headquarters</i>	New Station
Ballymahon		Basic Unit
Museum		New facility Dublin Castle
Listowel	<i>District Headquarters</i>	Incorporate M.Q.
Bruff		New Station
Cloughthead		Basic Unit
Birr	<i>District Headquarters</i>	2 roomed extension
Gort	<i>District Headquarters</i>	Incorporate M.Q.

### C. Stations completed during 1993

Castlebar	New station
Blackrock (Dublin)	New Station
Sligo	(Phase III) <sup>1</sup>
Ronanstown	Extension
Kildorrery	Basic Unit
Falcarragh	Convert M.Q. to G.S.
Killorglin	Convert M.Q. to G.S.
Castletownbere	Convert M.Q. to G.S.
Shercock	Refurbish G.S. and M.Q.

### D. Maintenance

£3.5m expended on maintenance works in 1995

### E. Special Funds

New Carriage Department Dublin Castle 1995

## Investigation Section

The Investigation Section is part of Crime Branch, Garda Headquarters, Phoenix Park. During 1995 the Unit has assisted in the investigation of murders, manslaughters, kidnappings, extortion, paedophile cases, hijackings and other categories of serious crime throughout the twenty-six counties.

The Unit has provided training courses in crime investigation techniques for selected members for Garda divisions countrywide. The Investigation Section provides a key role within An Garda Síochána in the investigation and detection of serious crime.

### Art and Antiques Unit

The Art and Antiques Unit was established in 1995 as part of the Investigation Section. It comes under the control of a Detective Superintendent and there is a Divisional Liaison member in each Division throughout the country.

Liaison has been established with the Art and Antique Dealers Associations and with a number of other interested organisations in structuring a co-ordinated approach to the theft of items of Art and Antiques.

Similarly liaison has been established with the Art Loss Register, Trace Magazine and the Antique Trade Gazette, all based in Great Britain and having offices at European and world-wide locations. In this way descriptive details of stolen items are circulated through auction houses and dealers. Liaison has been established with Police Forces engaged in similar type investigations.

Though the Unit is relatively new it has been successful in recovering stolen items of Art and Antiques to a value in excess of £1m during 1995.







## Drug Situation Report 1995

In terms of drug seizures, 1995 was the most successful year to date for An Garda Síochána. As stated in the 1994 report supply and demand strategies operating within the force are continually reviewed and reinforced; such strategies have greatly assisted in the success of the year under review. The formation of the new Garda National Drugs Unit in September 1995 also greatly attributed to this success.

The Garda National Drugs Unit's primary function is to target major drug traffickers as well as monitoring, controlling and evaluating all 'drug' intelligence and policies within An Garda Síochána.

The successes of An Garda Síochána during 1995 and in particular the latter quarter of 1995 after the formation of the Garda National Drugs Unit included the seizure of:

1. 1.5 kg of Amphetamines in Cork on 11/2
2. 95 kg of Cannabis Resin in Cork on 24/3
3. 2 tons of Cannabis Resin at Dublin Port on 31/3
4. 40,000 Ecstasy tablets in Santry on 11/7
5. 13 tons of Cannabis Resin at Urlingford on 8/11
6. 1 kg of Cocaine at South Circular Road on 1/12

In addition, two Dublin premises searched in June 1995 where illegal substances were located suggest that these premises were used in the manufacturing of Ecstasy tablets.

The increased co-operation between the Gardai, Naval Authorities and the Customs National Drugs Team (CNDT) greatly assisted in the success of the Garda authorities throughout 1995. It is envisaged that co-operation will be greatly enhanced with the CNDT by the exchange of liaison officers at both national and local level. In addition, a Joint Task Force comprising of the above three agencies will meet when the occasion arises to undertake intelligence-driven operations against drug smuggling.

In addition to tackling the supply side of the drug problem the Gardai have also concentrated on reducing the demand for drugs by the introduction of a Drugs Awareness Programme. This Programme involves local Gardai giving talks and advice to various groups throughout the country. Our commitment to educating the general public about the dangers of drug abuse is evident from the attached drug statistics which indicate that approximately 55 lectures/talks per week were given by members of An Garda Síochána during 1995.



## Traffic Section

The Garda Traffic Branch based at Garda Headquarters, Phoenix Park, has responsibility for implementing policy in relation to Traffic Law enforcement throughout the country. As we move into 1996 we see ourselves identifying and highlighting the various causes of road deaths and injuries with a view to targeting areas of Road Traffic Enforcement which can contribute to a reduction in fatalities and injuries. These will include the areas of Speeding, Drunk Driving, Dangerous Driving and Careless Driving, Breaches of General Bye-laws, wearing of Seat belts and Pedestrian visibility

During 1995 the Section was involved in many varied activities including the following:-

### 1. Road death and road injury statistics

Details of all road deaths and injuries throughout the country are compiled at this office. Close liaison is maintained with the National Roads Authority, the National Safety Council, The Insurance Federation of Ireland, Departments of Justice and Environment with a view to co-ordinate all parties in their efforts to bring about a greater Road Safety Awareness.

### 2. Enforcement of drink driving laws

The enforcement of Drink Driving Legislation throughout the State is monitored by Traffic Branch at Garda Headquarters. The number of arrests for Drink Driving during the year 1995 dropped by approximately 1,000 on 1994.

### 3. School Wardens

The setting up of Junior School Warden Systems throughout the country are co-ordinated by the Traffic Branch following approval by the Garda Commissioner.

### 4. Administration of Traffic Corps and implementation of Speedtrack Programme

The greater emphasis on Speed Limit Enforcement which has been the case over past years, was continued with an extension of the Garda "Speedtrack" programme. This involved the co-ordination of adjoining Divisions so that high visibility speed enforcement is the order of the day. Regular uniformed members linked with Traffic Corps in this regard.

### 5. Liaison

Traffic Branch maintain liaison with a large number of organisations including Department of Justice, Department of the Environment, Department of Health, National Roads Authority, National Safety Council and Irish Insurance Federation among others.

### 6. Lectures

The Superintendent from Traffic Section delivers lectures at the Sergeants Promotion Courses at the Garda Training College, Templemore and at the In-Service Training School, Harcourt Square.

### 7. Major Emergency Plan

This area also falls within our remit and a survey was carried out into the up to date position of local Major Emergency Plans in each Division and all plans were updated.





## The Garda Bureau of Fraud Investigation

The Garda Bureau of Fraud Investigation was established in April, 1995 in line with the recommendations of the Government Advisory Committee on Fraud. The Bureau is now under the control of a Chief Superintendent who in turn is responsible to the Assistant Commissioner in charge of Crime and Security Branch at Garda Headquarters, Phoenix Park. The Bureau is based at Harcourt Square, Dublin 2.

The Bureau's role is to lead the investigation of Fraud on a national basis. The Garda staff at the Bureau concentrate on the more complex cases of fraud reported to An Garda Síochána while the less serious cases are investigated by Gardaí at local level.

The objectives of the Bureau may be summarised as follows;

1. To investigate serious cases of commercial fraud, cheque and credit card fraud, computer fraud, money laundering offences and counterfeit currency
2. To collate information and intelligence and act as a resource centre on fraud related matters
3. To play a pro-active role in the prevention and detection of fraud

### Structure of the Garda Bureau of Fraud Investigation

The Bureau carries out its functions through the following units:

#### 1. **Assessment Unit**

The assessment unit has responsibility for analysing and reviewing each complaint made to the Bureau with a view to:

- A. Establishing if a crime is disclosed requiring Garda action
- B. Make recommendations as to the scope and nature of the required investigation

Cases assessed are then referred to local Gardaí for investigation, while the more complex ones are investigated by the Bureau itself. The Unit also handles numerous enquiries from European and other police forces transmitted via Interpol, and collates information on fraud suspects, companies and vehicles.

#### 2. **Commercial Fraud Units**

The main function of the Garda Bureau of Fraud Investigation is the investigation of serious and complex Commercial Fraud cases. Complaints are received from financial institutions, business firms, Government Departments, Insurance Companies, the Director of Public Prosecutions the Revenue Commissioners and individual citizens.

#### 3. **Cheque/Credit Card Fraud Unit**

This Section is exclusively engaged in the investigation of cheque/credit card fraud and counterfeit currency. The Unit concentrates on the more serious cases of this nature.

#### 4. **Computer Crime Unit**

This Unit is the national reference point for computer related crime. It also has the responsibility for investigating computer related fraud, assisting other Garda Units with the identification and extraction of computer based evidence and advising on security measures for combating computer crime.



### **5. Money Laundering Investigation Unit:**

This Unit was set up in May 1995 in conjunction with the enactment of the Criminal Justice Act 1994. It is actively involved in recording, evaluation, analysis and investigation of disclosures received from designated bodies.

The work carried out by the Bureau is wide and varied and the staff liaise widely with the business and commercial sector in the performance of their duties. The experience and expertise within the Bureau can be availed of by other sections of the force. In addition the Bureau plays an active role in training other members by way of Fraud Lectures to promotion, C.I.D. and In-Service training courses. It also provides advice to Accountancy Bodies, Banking Institutions, Traders and other Security Groups.

#### **Fraud statistics/intelligence**

In 1995 a total of 1162 Fraud Offences were reported to the Bureau. A total of 72 persons were charged by the Bureau with Fraud related offences during the year.

A collator is attached to the assessment unit of the Bureau. His/her functions are:

1. To collect and analyse information on suspect companies/individuals to enable the Bureau act as a resource centre on fraud related matters
2. To liaise and deal with fraud enquiries from within the Garda Síochána and other police forces

The Bureau maintains full and complete statistics on fraud complaints received, investigations undertaken and prosecutions instituted.

Common criminal offences investigated by the Bureau are:

- Breaches of the Companies Acts
- Breaches of the Insurance Acts
- Falsification of Accounts
- False Pretences
- Forgery
- Offences under Criminal Justice Act 1994 i.e. Money Laundering
- Conspiracy to defraud
- Fraudulent Conversion
- Larceny
- Embezzlement

The establishment of the Garda Bureau of Fraud Investigation has streamlined the efforts of An Garda Síochána to tackle the serious threat presented by fraudulent behaviour to Irish commercial activity. Additionally, the Bureau provides a vital educational role in advising the public at large on the prevention and avoidance of fraud-type offences in the Community.



## Garda IT Centre

### Background

An Garda Síochána has embarked one of the most significant developments in Information Technology (IT) ever undertaken by an Irish public service organisation. This development will see the introduction of new operational and administrative systems to enable the Force to meet its organisational goals.

The Garda Síochána Corporate Strategy Policy Document, 1993-1997 was published in April 1993. This document articulated the mission of An Garda Síochána, identified the organisational goals and the means of attaining those goals that would enable the service to comply with its mission.



One of the identified vehicles for achieving those goals was expanding and utilising to the full the benefits of IT.

An Garda Síochána, assisted by Consultants, undertook the development of a Strategic IT Review, to assess:

- what are the current and future directions of IT?
- what is the potential of IT in a police environment?
- how have existing Garda computer systems assisted the Force?
- to what extent can existing systems be adapted to meet requirements?

A plan was accepted by Garda management, and was part of the Law and Order package submitted to and approved by the Government in late 1993.

The next phase, commenced in 1994, was the Conceptual Design following a competitive tendering process. The conceptual design team carried out a detailed examination of operational and administrative areas of the Force.

Part of the process included interviews with over 200 members of An Garda Síochána of all ranks. These members represented the 'users', i.e. those who would be using the systems. A Chief Superintendent, seconded from 'B' Branch, was appointed as User Liaison Co-ordinator. His function was to set up these specialist user groups.

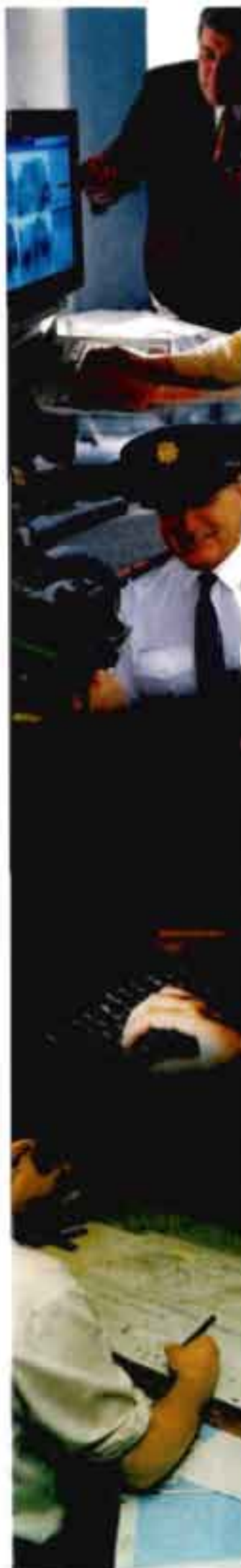
#### **1995 Developments**

As a result of the Conceptual Design, a comprehensive Request For Tender (RFT) was published, detailing the perceived IT requirements of An Garda Síochána. During 1995, the responses to these tenders were evaluated, and a preferred supplier will be selected in early 1996. Following this, the next stage of the IT Strategy will commence, which is the detailed design and build phase. Work is also proceeding in ancillary areas. The network requirements of the system are being addressed, PC's have been installed to provide office systems facilities, and an AFIS/AFR (Automatic Fingerprint Identification System/ Automatic Fingerprint Retrieval) has been introduced in the Technical Bureau.

Also during 1995, work was undertaken in several 'niche' computer areas. These included:

- a Money laundering System for the Garda Bureau of Fraud Investigation (GBFI),
- the identification of a Fleet management system for the Garda Transport division,
- a new Alarm Monitoring System for divisional offices outside the DMA, assist them in complying with An Garda Síochána Alarm Policy,
- an Exhibit Tracking system for the Technical Bureau,
- an incident recording system for the Communications Room, Anglesea Street, Cork, to compliment the new Cork Radio system,
- an on-line reference material pilot system, using the Finance Code as the source document,
- word processing templates for commonly used documents and forms,
- on line Charge Sheet Wordings

Also during 1995, an Inspector from the Garda IT Centre was selected from a Europe wide competition for IT System Development Officer at Europol, Drugs Unit, in The Hague. The position was advertised to all EU custom and excise services and police forces.





## **Garda Community Relations Section**

The Section comprises of the National Juvenile Office, Schools Programme Office, National Crime Prevention Office and Crimeline. The Section has responsibility for formulating, implementing and evaluating all crime prevention programmes and measures utilised by An Garda Síochána.

Specific responsibilities of the Section include: Neighbourhood Policing; Neighbourhood Watch; which celebrated its 10th anniversary during 1995; Community Alert which made available a revised video and literature in 1995; Victim Support which has 14 branches in operation; Business Watch which has 49 schemes operating; Campus Watch which is operating in 10 third level institutions; Crime Prevention Literature on Tourist Security, Child Protection, Senior Citizen Advice, Vandalism, Safety for Women, Safe housekeeping and Drug Prevention Advice; Crime Prevention Stands which were utilised at major exhibitions; and Mobile Drug/Crime Prevention Stand which were utilised at agricultural shows, shopping centres, schools and town centres. All of these areas continued to expand and develop during 1995.

### **National Juvenile Office**

Responsibilities of the Office include the overall administration of the Juvenile Diversion Programme; the development and implementation of the Garda Schools Programme; supervision, support and training of Juvenile Liaison officers and on-going liaison and contact with statutory and non-statutory bodies involved in the area of juveniles.

### **Garda Juvenile Diversion Programme**

The programme provides for the cautioning (warning) of juvenile offenders under 18 years of age as an alternative to prosecution. Since inception in 1963 some 75,656 young people have benefited from inclusion in the programme.

### **Garda Schools Programme**

The Garda Schools Programme operates in all Garda Divisions. The aim of the Programme, designed for fifth class primary school pupils, is to teach children sensible and responsible patterns of behaviour in order to lessen the risks faced by them by crime, be safer on the roads and at home, positively contribute towards crime prevention, know what the role of the Gardaí is, and develop positive attitudes towards the Gardaí and the job they do.

### **Crime Prevention**

In 1995 National Crime Prevention Office staff gave 24 talks and carried out 129 commercial surveys and 63 security surveys.

In December 1995, one member attended a seminar on 'Approaches to Designing Out Crime'. This was an invaluable opportunity for the Garda Síochána to acquire an insight into the concept of architectural liaison practices which utilises the principles of designing out crime.

### Community Based Projects

Garda Síochána special projects are multi-agency and are funded by the Department of Justice and aim at providing services for young people at risk in a defined community, with the objective of preventing participants becoming involved in criminal behaviour.

In 1995, two further projects were launched by the Minister for Justice, giving a total of seven such projects.

### Crimeline

During 1995, ten programmes were broadcast and they enjoyed top ten ratings among viewing audiences. The programme continues to prove successful in the detection of crime.

## Garda Transport Section

There are 1,572 vehicles in the Garda fleet. These include cars for the President and Government ministers, patrol cars, motorbikes, vans, tow-trucks etc. The Garda Transport Section has responsibility for the allocation of these resources together with ensuring their proper maintenance.

The Garda Garage provides service and maintenance in respect of ministerial transport and other Dublin based vehicles including specialist units. In addition garage personnel provide a very valuable back-up service in the screening of vehicles from a security aspect and in providing auxiliary lighting at crime scenes.

The Transport Section includes a pool of experienced drivers whose work includes conveying prisoners to courts and prisons around the country, transporting juries and providing back-up transport for all sporting and special events.

All the drivers of the presidential and ministerial cars who also act as security escorts are drawn from the Garda Transport Section.







## **Closed Circuit Television in the Temple Bar Area**

The Temple Bar area of Dublin was chosen for a pilot project in crime prevention and detection by use of close circuit television( CCTV ). The project was jointly funded by the Dept. Of Justice and Temple Bar Properties and was launched on the 26th October 1995.

Cameras have been strategically placed in the Temple Bar Area with a monitoring station at Pearse Street Garda Station. Movements in the area are monitored 24 hours a day, 7 days a week.

A decision on future policy in this area will be made on foot of a review of this pilot project.



## **Telecommunications Section**

The Telecommunications Section has responsibility for radio, telephones, computer network and installation of computer hardware within the Garda Síochána.

# Review of An Garda Síochána

## 'B' Branch

Personnel Section ('B' Branch) is based at Garda Headquarters, Phoenix Park, Dublin 8 and is under the control of an Assistant Commissioner. It exists to provide a service for the membership of the Force, in addition to civilians attached to An Garda Síochána, relating to all facets of the ever increasing personnel function.

It is a Branch where time constraints are of the essence and a through up-to date knowledge of legislation, regulations and E.U. directives is required to ensure that the Garda membership and Garda management receive the best possible service.



## Strength of the Force

The breakdown of the strength by rank as and from 1st January, 1996 is as follows:

Commissioner	1
Deputy Commissioners	2
Assistant Commissioners	6
Surgeon	0
Chief Superintendents	42
Superintendents	162
Inspectors	247
Sergeants	1,856
Garda	8,509
<b>Total</b>	<b>10,825</b>

### Transfers

The number of transfers effected during the period from 1st January, 1995 to 31st December, 1995 was 1,699. These transfers include allocations on completion of training and allocations of existing personnel on promotion and consequential transfer.



### **Recruitment**

In 1995 a total of 350 Garda Trainees were inducted to training at the Garda College comprising of 281 males and 69 females.

### **Retirements**

A total of 446 members were discharged from the Force during 1995. This number included 398 retirements, 22 resignations, 9 incapacitations, 3 dismissals, 1 discharged on probation and 13 deaths of serving members. A total of 77 former members died during the year.

### **Civilianisation**

The number of civilian clerical staff in An Garda Síochána at present is approximately 679. This number is not expected to increase significantly in the foreseeable future.

In addition to the civilian clerical staff working with An Garda Síochána, there are 168 Traffic Wardens and approximately 151 civilians employed as full-time general operatives, services attendants, storemen and cleaners. There are approximately 600 part-time cleaners and services attendants.

### **Promotion**

In 1995, competitions were conducted for promotion to the rank of Chief Superintendent, Superintendent, Inspector and Sergeant. The number of applicants and successful candidates were

<i>Rank</i>	<i>Applicants</i>	<i>Successful candidates</i>
Chief Superintendent	59	12
Superintendent	127	26
Inspector	461	38
Sergeant	1,323	120

In 1995 one hundred and eighty five (185) Gardai were promoted to the rank of Sergeant, five of which were as a result of promotions in specialist areas.

Seven (7) Regional Interview Boards sat for promotions to the rank of Sergeant and five (5) for promotion to the rank of Inspector. This included separate Boards for candidates serving with the U.N. in Cyprus and Yugoslavia. Successful candidates went on to be interviewed by a final Central Interview Board. In the case of promotions to Chief Superintendent and Superintendent ranks respectively, a central Interview Board assessed the candidates. The four competitions terminated in late 1995 with the promulgation of the lists of successful candidates. In 1995 there was 7 appointments to Chief Superintendent, 25 to Superintendent, 41 to Inspector and 185 to Sergeant rank. This gave a total of 258 promotions in 1995. 213 Gardai were successful in the written Sergeants' Promotion Examination and 76 Sergeants in the Inspectors' Examination.

## Scott Medals

Scott Medal awards are made annually and the minister for Justice presents the medals to the recipients at a ceremony at the Garda College, Templemore. this year the Minister presented 1 gold and 7 bronze medals to members of an Garda Síochána. To date, 304 medals have been awarded, comprising 68 gold, 103 silver and 133 bronze.

## Performance Development and Review

Training for members of An Garda Síochána of all ranks in the working of the Performance Development and Review system was completed during 1995.

Discussions with representatives of the Association of Garda Sergeants and Inspectors and the Garda Representative Association are ongoing in order to bring all ranks into the system.

## Safety, Health and Welfare

The office of Safety, Health and Welfare at Personnel Section continues to deal with all such matters pertaining to this area within An Garda Síochána. Training at all levels continues to be given in Safety, Health and Welfare at the Garda College and at In-Service training centres. During 1995, seminars were held for all Chief Superintendents and Superintendents. The training programme for peer supporters was finalised in 1995.

In 1995, An Garda Síochána was the recipient of a Certificate of Merit for Occupational Health and Safety from the National Irish Safety Organisation. This award was made in recognition of the achievement of the Garda Síochána in securing safety, health and welfare at work.



## Discipline in the Garda Síochána

The Regulations governing Garda behaviour are contained in the Garda Síochána (Discipline) Regulations, 1989 (S.I. No.94 of 1989).

A total of 319 new cases were reported to the Discipline Section in Garda Headquarters during 1995. This figure includes a total of 67 cases where legal proceedings were proposed against the Gardaí for incidents arising in the course of discharging their duties, e.g. alleged assault, wrongful arrest, etc. (but not including traffic accidents involving official vehicles).

A number of cases were carried over from the previous year leaving a total of 505 active files on hand at the end of 1995. A total of seventy seven (77) cases were proceeded with formally under the Garda Síochána (Discipline) Regulations, 1989. The remainder were dealt with informally or were not proceeded with. Those formally dealt with involved Sworn Inquiries, disposal by local Divisional Officers in accordance with Regulation 13 and those who were dismissed or who resigned as a result of proceedings in accordance with Regulation 40.

A breakdown of the cases formally dealt with is given hereunder:

<b>1. Sworn Inquiries</b>	
Number of members dealt with by Sworn Inquiry	28
Number of members found in breach	22
Number of members found not in breach	6
Amount levied in fines by Sworn Inquiries	£4,950
<b>2. Unsworn Inquiries</b>	
Number of members dealt with by Unsworn Inquiries	3
Number of members found in breach	2
Number of members found not in breach	1
Total levied in fines by Unsworn Inquiries	£430
<b>3. Regulation 13</b>	
Number of cases dealt with by local Divisional Officer	42
Number of cases where fines imposed	33
Number of members cautioned etc.	9
Amount levied in fines under Regulation 13	£3,525
A total of £8,905 was levied in fines during 1995.	
<b>4. Dismissals</b>	
Dismissals	5
Involuntary resignations	1
Total	6

#### 5. Appeals

Total number of Appeals held in 1995	7
Total number Appeals allowed	2
Total number of Appeals affirmed	3
Total mitigated	2

#### 6. Suspensions

Number of members who were suspended from duty during 1995	11
Number of members who were on suspension on 31st December, 1995	12

## Overseas Service with the United Nations and European Union - Members of An Garda Síochána

The following Garda Contingents were deployed to overseas missions during 1995.

In 1989, the first Garda Contingent was deployed to serve overseas with the United Nations and in the intervening years a further 13 Contingents have been deployed to serve with either the United Nations or the European Union. A total of 326 members have served on overseas duty in the following mission areas:

Namibia, Angola, El Salvador, Former Yugoslavia, Mozambique, Somalia, Cambodia South Africa, Cyprus, Western Sahara, Tajikistan and Palestine.

Members of An Garda Síochána working with the United Nations and European Union on Peacekeeping missions have been recognised for the professional and dedicated manner in which they carry out their duties. An Garda Síochána are fully committed in trying to establish peace and democracy in countries which have experienced internal conflicts and civil war.

#### **United Nations Mission in Cyprus (UNFICYP) - 14 members**

The mandate of UNFICYP is to prevent the renewal of fighting between the different ethnic groups in Cyprus by maintaining a peaceful atmosphere within which a just and lasting solution to the Cyprus problem can be found, and to provide appropriate assistance for humanitarian agencies.

#### *Functions:*

The Garda Contingent are responsible, primarily in or with respect to the Buffer Zone, for the following activities not involving UN personnel or UN property:

- A. Investigation of criminal offenses committed or suspected of being committed by non-UN personnel.
- B. Preservation of civil order in the Buffer Zone.



- C. Resolution of disputes between civilians from the North and South.
- D. Access control of civilians in the Buffer Zone, Supporting UNFICYP in the control of civilians during demonstrations, disturbances etc.
- E. Assistance and monitoring of CYPOL investigations in the Buffer Zone.
- F. Escorts of civilian officials into the Buffer Zone.
- G. Investigation, including custody of would-be defectors.

**United Nations Mission in former Yugoslavia (UNPROFOR) - 20 members.**

Tour of duty is of 12 months duration.

'

*Functions:*

- A. To monitor the local police force, to ensure that they carry out their duties without discrimination against any person or any nationality.
- B. Patrol and Control of the Separation Zone in the United Nations Protected Areas (UNPAs).
- C. To ensure that local police respect the human rights of all residents in the mission area.
- D. To provide appropriate assistance to UNHCR (United Nations High Commission for Refugees), ICRC and other UNPROFOR recognised humanitarian agencies in support of their work to facilitate the return, in conditions of safety and security, of civilians who have been displaced by the conflict.

**European Union - International Conference in the Federal Republic of Yugoslavia (ICFY) - 3 members.**

*Function:*

To monitor the arms embargo with regard to the Serbo-Montenegro border with Bosnia.

**United Nations Mission for the Referendum in Western Sahara - 15 members**

*Functions:*

- A. The supervision and monitoring of the work of local police forces, to ensure that law and order is maintained effectively and impartially, and that human rights and fundamental freedoms are observed and fully protected.
- B. Supervision of prison and detention centres.
- C. The supervision of a free and fair referendum.
- D. Assisting in the process of returning persons displaced by hostilities.
- E. Investigate crimes and complaints of discrimination or other human rights abuses.

**United Nations Mission to Tajikistan - 1 member.**

*Function:*

Legal/Judicial consultant to the Tajikistan authorities working closely with UNHCR (United Nations High Commission for Refugees).

**European Union Electoral Unit Mission to Palestine - 1 member.**

*Function:* Observing/Monitoring democratic elections in Palestine.

# Statistics



## Indictable offences recorded and detected by Garda divisions and five principal city areas during year ended 31 December 1995

	Group 1 Offences against the person		Group 2 Offences against property with violence		Group 3 Larcenies		Group 4 Other indictable offences		Total Indictable offences	% Variation on 1994 figures	No. of detections for 1995	Percent detected
	Rec.	Det.	Rec.	Det.	Rec.	Det.	Rec.	Det.				
All Divisions												
Carlow/Kildare	120	116	1553	528	1149	518	18	17	2840	1%	1179	42%
Cavan Monaghan	21	21	626	340	400	231	6	6	1053	1%	598	57%
Cork East	183	146	4732	1758	4988	2450	22	22	9925	-6%	4376	42%
Cork West	84	80	566	234	415	177	33	33	1098	0%	524	48%
Clare	17	10	526	221	500	226	6	4	1049	3%	461	44%
Donegal	40	29	837	363	532	243	11	11	1420	-1%	646	46%
Galway West	68	46	1249	431	1238	554	9	9	2564	0%	1040	41%
Kerry	45	34	693	226	956	363	3	3	1697	-12%	626	37%
Leix/Offaly	40	37	717	294	661	434	23	23	1441	-1%	788	55%
Limerick	60	46	1588	511	2201	933	4	4	3853	0%	1494	39%
Longford/Westmeath	35	29	1006	454	916	579	5	5	1962	3%	1067	54%
Louth/Meath	117	103	3048	1018	2560	1292	17	16	5742	14%	2429	42%
Mayo	32	29	403	148	494	255	1	1	930	5%	433	47%
Roscommon/Galway East	21	18	499	230	357	222	5	5	882	-1%	475	54%
Sligo/Leitrim	71	51	363	131	284	128	3	3	721	-20%	313	43%
Tipperary	51	45	945	388	761	397	8	7	1765	-7%	837	47%
Waterford/Kilkenny	81	72	1224	436	1380	771	8	8	2693	0%	1287	48%
Wexford	76	73	1126	420	1057	457	8	8	2267	-29%	958	42%
D.M.A. South Central	90	38	3684	1370	10310	2864	50	49	14134	6%	4321	31%
South	122	87	5879	1822	6791	2207	13	11	12805	0%	4127	32%
North	116	75	4888	1791	5014	2076	16	16	10034	5%	3958	39%
North Central	69	43	3203	927	9569	3535	19	17	12860	7%	4522	35%
East	104	96	4036	1331	4590	1848	19	19	8749	1%	3294	38%
<b>Total</b>	<b>1663</b>	<b>1324</b>	<b>43391</b>	<b>15372</b>	<b>57123</b>	<b>22760</b>	<b>307</b>	<b>297</b>	<b>102484</b>	<b>1.4%</b>	<b>39753</b>	<b>39%</b>
<b>City Areas</b>												
Dublin Metropolitan Area	501	339	21690	7241	36274	12530	117	112	58582	3.87%	20222	34.5%
Cork	107	79	3322	1275	3980	2048	10	10	7419	-8.51%	3412	46%
Galway	53	36	943	312	1036	471	7	7	2039	5.53%	826	40.5%
Limerick	44	36	1304	424	1970	847	4	4	3322	6.85%	1311	39.5%
Waterford	21	17	498	179	729	432	2	2	1250	0%	630	50.4%
<b>Total - Cities</b>	<b>726</b>	<b>507</b>	<b>27757</b>	<b>9431</b>	<b>43989</b>	<b>16328</b>	<b>140</b>	<b>135</b>	<b>72612</b>	<b>2.65%</b>	<b>26401</b>	<b>38.1%</b>
<b>Total - Rural</b>	<b>937</b>	<b>817</b>	<b>15634</b>	<b>5941</b>	<b>13134</b>	<b>6432</b>	<b>167</b>	<b>162</b>	<b>29872</b>	<b>-1.44%</b>	<b>13352</b>	<b>44.7%</b>





## Indictable offences which became known to the Gardaí during 1995

	No. of offences reported or known	No. of offences in which criminal proceedings were commenced	Informations refused	Results of proceedings in cases dealt with on indictment					Committed for trial and still awaiting	Result Convicted
				Convictions	Acquittals	Found insane and incapable of pleading on indictment	Nolle prosequi entered	Adjourned sine die or otherwise disposed of (on indictment)		
<b>Group 1 - Offences against the person</b>										
Murder (persons over one year) ;	41	22	0	2	0	0	0	0	16	
Murder (one year and under)	2	0	0	0	0	0	0	0	0	
Infanticide	0	0	0	0	0	0	0	0	0	
Attempt to murder	2	2	0	0	0	0	1	0	1	
Murder - threats etc.	2	1	0	0	0	0	0	0	0	
Manslaughter	10	5	0	1	0	0	0	0	2	
Manslaughter (traffic fatalities)	1	1	0	0	0	0	0	0	1	
Dangerous driving causing death(s)	9	7	0	2	0	0	0	0	2	
Dangerous driving causing serious bodily harm	1	1	0	1	0	0	0	0	0	
Wounding and other acts endangering life (felonies)	94	44	0	3	0	0	0	0	2	
Wounding and other acts endangering life (Gardaí on duty)	3	2	0	1	0	0	0	0	0	
Assault, wounding, other like offences (misdemeanours)	425	232	1	4	0	0	1	0	10	
Assaults, wounding, other like offences (Gardaí on duty)	53	40	0	2	0	0	0	0	8	
Poss fa or ammo wi endanger life	18	13	0	0	0	0	0	0	2	
Endangering railway passengers	2	1	0	0	0	0	0	0	0	
Intimidation	10	8	0	0	0	0	0	0	0	
Intimidation by letter etc.	8	2	0	0	0	0	0	0	0	
Cruelty to or neglect of children	0	0	0	0	0	0	0	0	0	
Abandoning children under two years	1	0	0	0	0	0	0	0	0	
Child stealing	0	0	0	0	0	0	0	0	0	
Procuring or assisting in abortion	0	0	0	0	0	0	0	0	0	
Concealment of birth	1	0	0	0	0	0	0	0	0	
Buggery of males only	17	9	0	2	0	0	0	0	1	
Bestiality	0	0	0	0	0	0	0	0	0	
Gross indecency	13	4	0	0	0	0	0	0	1	
Rape of females	191	66	0	1	0	0	1	0	9	
Sexual assault on females or males	604	254	1	6	0	0	0	0	32	
Unlawful carnal knowledge under 15	23	14	0	0	0	0	0	0	1	
Unlawful carnal knowledge (15-17)	17	7	0	0	0	0	0	0	1	
Incest	15	9	0	0	0	0	0	0	4	
Procuration	0	0	0	0	0	0	0	0	0	
Abduction (females)	0	0	0	0	0	0	0	0	0	
Bigamy	1	0	0	0	0	0	0	0	0	
Kidnapping	0	0	0	0	0	0	0	0	0	
Aggravated sexual assault	17	7	0	0	0	0	0	0	0	

Results of proceedings in cases dealt with summarily							Persons convicted or against whom the charge was held proved or order made without conviction								Total
Convictions	Dismissals	Charge proved & order made without conviction	Charge withdrawn	Adjourned sine die or otherwise disposed of	Still pending in district court	Crime for which the perpetrators were detected but for which no proceedings shown	Under 14 years		14-16 years		17-20 years		21 years and over		
							M	F	M	F	M	F	M	F	
0	0	0	0	0	4	8	0	0	1	0	0	0	1	0	2
0	0	0	0	0	0	2	0	0	0	0	0	0	0	0	0
0	0	0	0	0	0	0	0	0	0	0	0	0	0	0	0
0	0	0	0	0	0	0	0	0	0	0	0	0	0	0	0
0	0	0	0	0	1	1	0	0	0	0	0	0	0	0	0
0	0	0	0	0	2	5	0	0	0	0	0	0	1	0	1
0	0	0	0	0	0	0	0	0	0	0	0	0	0	0	0
0	0	0	0	0	3	2	0	0	0	0	0	0	2	0	2
0	0	0	0	0	0	0	0	0	0	0	0	0	1	0	1
0	0	0	0	3	36	29	0	0	0	0	0	1	5	0	6
0	0	0	0	0	1	0	0	0	0	0	0	0	0	1	1
34	3	2	8	0	169	82	1	0	3	0	16	0	24	0	44
11	0	0	0	0	19	4	0	0	0	0	8	1	8	1	18
1	0	0	0	0	10	1	0	0	0	0	0	0	1	0	1
1	0	0	0	0	0	0	0	0	0	0	1	0	0	0	1
5	0	0	0	0	3	0	0	0	1	0	1	0	5	0	7
0	0	0	0	0	2	2	0	0	0	0	0	0	0	0	0
0	0	0	0	0	0	0	0	0	0	0	0	0	0	0	0
0	0	0	0	0	0	1	0	0	0	0	0	0	0	0	0
0	0	0	0	0	0	0	0	0	0	0	0	0	0	0	0
0	0	0	0	0	0	0	0	0	0	0	0	0	0	0	0
0	0	0	0	0	0	0	0	0	0	0	0	0	0	0	0
0	0	0	0	0	6	7	0	0	0	0	1	0	2	0	3
0	0	0	0	0	0	0	0	0	0	0	0	0	0	0	0
0	0	0	0	0	3	5	0	0	0	0	0	0	0	0	0
1	0	0	1	0	53	86	0	0	0	0	1	0	1	0	2
10	0	0	1	1	203	250	0	0	2	0	0	0	14	0	16
0	0	1	1	1	10	6	0	0	0	0	0	0	1	0	1
1	0	0	0	0	5	8	0	0	0	0	0	0	1	0	1
0	0	0	0	0	5	6	0	0	0	0	0	0	0	0	0
0	0	0	0	0	0	0	0	0	0	0	0	0	0	0	0
0	0	0	0	0	0	0	0	0	0	0	0	0	0	0	0
0	0	0	0	0	0	1	0	0	0	0	0	0	0	0	0
0	0	0	0	0	0	0	0	0	0	0	0	0	0	0	0
0	0	0	0	0	7	4	0	0	0	0	0	0	0	0	0

	No. of offences reported or known	No. of offences in which criminal proceedings were commenced	Informations refused	Results of proceedings in cases dealt with on indictment					Committed for trial and still awaiting
				Convictions	Acquittals	Found insane and incapable of pleading on indictment	Nolle prosequi entered	Adjourned sine die or otherwise disposed of (on indictment)	
Use of firearms to resist arrest or aid escape	0	0	0	0	0	0	0	0	0
Possession of firearms or ammunition in suspicious circumstances	37	17	0	1	0	0	0	0	1
Carrying firearms with criminal intent	16	12	0	1	0	0	0	0	0
False imprisonment	29	11	0	1	0	0	0	0	0
<b>Total - Group 1</b>	<b>1663</b>	<b>791</b>	<b>2</b>	<b>28</b>	<b>0</b>	<b>0</b>	<b>3</b>	<b>0</b>	<b>94</b>
<b>Group 2 - Offences against property</b>									
Burglary	30993	7951	1	68	0	0	0	15	105
Possess article with intent	239	208	0	0	0	0	0	0	2
Armed robbery	171	23	0	0	0	0	0	0	1
Armed attack on house	12	2	0	0	0	0	0	0	0
Threat to publish with intent to extort	0	0	0	0	0	0	0	0	0
Arson	286	61	0	0	0	0	0	0	0
Killing and maiming cattle	1	0	0	0	0	0	0	0	0
Causing an explosion	2	0	0	0	0	0	0	0	0
Attempting to cause explosion	5	0	0	0	0	0	0	0	0
Malicious damage to schools	327	34	0	0	0	0	0	0	0
Other malicious injury to property	7394	2994	0	17	1	2	0	2	43
Interference with railway	1	0	0	0	0	0	0	0	0
Possession of explosive substance	2	2	0	0	0	0	0	0	1
Making explosives	0	0	0	0	0	0	0	0	0
Other aggravated burglary	1106	242	0	3	0	0	1	0	12
Robbery	2453	565	0	2	0	0	0	0	19
Unlawful seizure of aircraft	0	0	0	0	0	0	0	0	0
Unlawful seizure of vehicles	28	11	0	1	0	0	0	0	0
Armed aggravated burglary	371	74	0	3	0	0	0	0	7
<b>Total</b>	<b>43391</b>	<b>12167</b>	<b>1</b>	<b>94</b>	<b>1</b>	<b>2</b>	<b>1</b>	<b>17</b>	<b>190</b>
<b>Group 3 - Larcenies etc.</b>									
Larceny of horses, cattle or sheep	108	21	0	0	0	0	0	0	2
Larceny of other livestock	4	1	0	0	0	0	0	0	0
Larceny from persons (pickpocket)	3083	553	0	3	0	0	0	0	3
Larceny in house to value of £5	26	6	0	0	0	0	0	0	0
Larceny from house by employee	27	13	0	0	0	0	0	0	1
Larceny of firearms	23	5	0	1	0	0	0	0	1
Larceny of explosives	0	0	0	0	0	0	0	0	0
Larceny of motor cars	1570	59	0	0	0	0	0	0	1
Larceny of motor cycles etc.	442	15	0	6	0	0	0	0	0
Larceny of motor lorries	14	0	0	0	0	0	0	0	0



Results of convictions	Dismissals	in cases dealt with summarily			Still pending in district court	Crime for which the perpetrators were detected but for which no proceedings shown	Persons convicted or against whom the charge was held proved or order made without conviction								Total
		Charge proved & order made without conviction	Charge withdrawn	Adjourned sine die or otherwise disposed of			Under 14 years		14-16 years		17-20 years		21 years and over		
						M	F	M	F	M	F	M	F		
0	0	0	0	0	0	0	0	0	0	0	0	0	0	0	0
2	0	0	0	1	12	17	0	0	0	0	0	0	3	0	3
0	0	0	0	0	11	1	0	0	0	0	0	0	2	0	2
0	0	0	0	0	10	5	0	0	0	0	2	0	0	0	2
<b>66</b>	<b>3</b>	<b>3</b>	<b>11</b>	<b>6</b>	<b>575</b>	<b>533</b>	<b>1</b>	<b>0</b>	<b>7</b>	<b>0</b>	<b>30</b>	<b>2</b>	<b>72</b>	<b>2</b>	<b>114</b>
1207	47	50	26	109	6323	1709	21	0	234	3	471	46	705	24	1504
15	3	1	0	0	187	31	0	0	3	0	9	0	6	1	19
0	0	0	0	1	21	17	0	0	0	0	0	0	0	0	0
0	0	0	0	1	1	1	0	0	0	0	0	0	0	0	0
0	0	0	0	0	0	0	0	0	0	0	0	0	0	0	0
7	1	0	3	0	50	54	0	0	1	0	2	0	5	0	8
0	0	0	0	0	0	0	0	0	0	0	0	0	0	0	0
0	0	0	0	0	0	1	0	0	0	0	0	0	0	0	0
0	0	0	0	0	0	3	0	0	0	0	0	0	0	0	0
8	1	1	0	0	24	78	0	0	6	1	1	0	3	0	11
489	18	36	22	13	2351	1034	2	0	85	2	220	7	290	8	614
0	0	0	0	0	0	0	0	0	0	0	0	0	0	0	0
0	0	0	0	0	1	0	0	0	0	0	0	0	0	0	0
0	0	0	0	0	0	0	0	0	0	0	0	0	0	0	0
18	0	0	1	0	207	78	1	0	1	0	5	0	17	0	24
41	3	3	2	2	493	157	1	0	7	0	22	0	23	2	55
0	0	0	0	0	0	0	0	0	0	0	0	0	0	0	0
1	0	0	0	0	9	3	0	0	0	0	1	0	1	0	2
1	0	0	0	0	63	39	0	0	1	0	4	0	2	0	7
<b>1787</b>	<b>73</b>	<b>91</b>	<b>54</b>	<b>126</b>	<b>9730</b>	<b>3205</b>	<b>25</b>	<b>0</b>	<b>338</b>	<b>6</b>	<b>735</b>	<b>53</b>	<b>1052</b>	<b>35</b>	<b>2244</b>
4	0	0	1	0	14	17	0	0	0	0	2	0	3	0	5
0	0	0	0	0	1	0	0	0	0	0	0	0	0	0	0
51	0	1	1	0	494	73	0	1	1	0	6	9	36	5	58
0	1	0	0	0	5	10	0	0	0	0	0	0	0	0	0
0	0	2	0	0	10	4	0	0	0	0	1	0	1	0	2
0	0	0	0	0	3	2	0	0	1	0	0	0	0	0	1
0	0	0	0	0	0	0	0	0	0	0	0	0	0	0	0
3	0	0	0	0	55	12	0	0	1	0	1	0	1	0	3
1	0	1	1	0	6	4	0	0	8	0	0	0	0	0	8
0	0	0	0	0	0	2	0	0	0	0	0	0	0	0	0

	No. of offences reported or known	No. of offences in which criminal proceedings were commenced	Informations refused	Results of proceedings in cases dealt with on indictment					Committed for trial and still awaiting
				Convictions	Acquittals	Found insane and incapable of pleading on indictment	Nolle prosequi entered	Adjourned sine die or otherwise disposed of (on indictment)	
Larceny of other M.P.V.s	103	6	0	0	0	0	0	0	0
Larceny of pedal cycles	442	186	0	3	0	0	0	0	1
Larceny of M.P.V. accessories	787	96	0	0	0	0	0	0	3
Larceny from unattended vehicles	18838	3990	0	8	0	0	0	1	38
Larceny of petrol, diesel, l.p.g.	265	64	0	0	0	0	0	0	0
Larceny from shops or stalls	7859	4883	1	15	0	0	0	1	47
Larceny of cash, cheques etc.	1653	554	0	1	0	0	0	0	8
Larceny of drugs	3	0	0	0	0	0	0	0	0
Larceny of T.V.s radios etc.	103	29	0	0	0	0	0	0	1
Larceny of jewellery or watches	116	31	0	0	0	0	0	0	0
Larceny of cigarettes	40	12	0	0	0	0	0	0	0
Larceny of copper, lead etc.	125	37	0	0	0	0	0	0	1
Other larcenies	12139	2116	1	12	0	0	0	0	14
Embezzlement	35	21	0	0	0	0	1	0	0
False pretences	529	391	0	1	0	1	0	0	1
Fraud by agents, trustees etc.	3	2	0	0	0	0	0	0	0
Fraud by bogus advertisers	0	0	0	0	0	0	0	0	0
Fraud by bogus sales persons	3	0	0	0	0	0	0	0	0
Larceny from persons (muggings)	4026	1030	0	10	0	0	0	0	6
Fraud by bogus company	0	0	0	0	0	0	0	0	0
Fraud by obtaining credit	58	37	0	0	0	0	0	0	0
Fraudulent conversion	60	50	0	0	0	0	0	0	0
Falsification of accounts	2	2	0	0	0	0	0	0	0
Other frauds	158	125	0	1	0	0	0	1	0
Handling stolen goods	1681	1458	0	2	0	0	1	0	16
Cheating	1	1	0	0	0	0	0	0	0
Forgery and uttering	2708	2065	0	9	0	0	0	2	44
Coinage acts - offences against	2	0	0	0	0	0	0	0	0
Debtors Ireland Act 1872 - other	51	36	0	0	0	0	0	0	0
Post Office Acts - offences	17	9	0	0	0	0	0	0	1
Extortion	19	15	0	0	0	0	0	0	0
<b>Total - Group 3</b>	<b>57123</b>	<b>17919</b>	<b>2</b>	<b>72</b>	<b>0</b>	<b>1</b>	<b>2</b>	<b>5</b>	<b>185</b>
<b>Group 4 - Other Offences</b>									
Official Secrets Act	0	0	0	0	0	0	0	0	1
Treason Act 1939 offences	0	0	0	0	0	0	0	0	0
Offences against state	0	0	0	0	0	0	0	0	0
Affray, riot or unlawful assembly	3	3	0	0	0	0	0	0	0

Results Of proceedings Convictions	Dismissals	In cases dealt with summarily					Still pending in district court	Crime for which the perpetrator were detected but for which no proceedings shown	Persons convicted or against whom the charge was held proved or order made without conviction								Total
		Charge proved & order made without conviction	Charge withdrawn	Adjourned sine die or otherwise disposed of	Under 14 years				14-16 years		17-20 years		21 years and over				
					M	F			M	F	M	F	M	F			
0	1	0	0	0	5	4	0	0	0	0	0	0	0	0	0		
21	2	3	1	2	153	133	1	0	5	0	12	0	9	2	29		
17	0	3	0	0	73	58	0	0	2	0	15	0	6	0	23		
474	16	16	12	15	3410	940	7	0	75	0	206	0	244	4	536		
16	0	0	1	0	47	9	0	0	0	0	7	2	10	0	19		
518	37	51	21	11	4181	1796	5	3	20	14	83	77	271	179	652		
86	3	8	2	0	446	294	1	0	8	3	18	3	49	17	99		
0	0	0	0	0	0	1	0	0	0	0	0	0	0	0	0		
3	0	0	0	3	22	14	0	0	0	0	1	0	2	0	3		
9	0	0	0	0	22	13	0	0	0	2	2	2	5	4	15		
3	0	0	0	0	9	12	0	0	1	0	3	0	0	0	4		
5	0	0	0	0	31	10	0	0	1	0	3	0	3	0	7		
306	10	29	12	8	1724	730	1	0	33	0	105	18	206	34	397		
5	0	0	0	0	15	12	0	0	0	0	0	0	1	4	5		
118	0	0	2	0	268	51	0	0	0	0	5	0	76	38	119		
1	0	0	0	0	1	0	0	0	0	0	0	0	1	0	1		
0	0	0	0	0	0	0	0	0	0	0	0	0	0	0	0		
0	0	0	0	0	0	1	0	0	0	0	0	0	0	0	0		
49	0	1	1	7	956	160	1	1	14	0	20	0	30	0	66		
0	0	0	0	0	0	0	0	0	0	0	0	0	0	0	0		
5	0	0	1	2	29	4	0	0	0	0	0	0	5	0	5		
5	0	0	0	0	45	5	0	0	0	0	0	0	5	0	5		
0	0	0	0	0	2	0	0	0	0	0	0	0	0	0	0		
54	1	0	1	0	67	11	1	0	5	0	0	0	50	6	62		
152	9	15	9	1	1253	218	1	2	10	1	43	10	101	20	188		
0	0	0	1	0	0	0	0	0	0	0	0	0	0	0	0		
441	12	30	8	2	1517	233	1	0	10	0	62	7	277	177	534		
0	0	0	0	0	0	1	0	0	0	0	0	0	0	0	0		
14	0	0	0	1	21	2	0	0	0	0	2	0	14	0	16		
4	0	0	0	0	4	4	0	0	0	0	0	0	4	0	4		
0	0	0	0	0	15	1	0	0	0	0	0	0	0	0	0		
<b>2365</b>	<b>92</b>	<b>160</b>	<b>75</b>	<b>52</b>	<b>14904</b>	<b>4841</b>	<b>19</b>	<b>7</b>	<b>195</b>	<b>20</b>	<b>597</b>	<b>128</b>	<b>1410</b>	<b>490</b>	<b>2866</b>		
0	0	0	0	0	0	0	0	0	0	0	0	0	0	0	0		
0	0	0	0	0	0	0	0	0	0	0	0	0	0	0	0		
0	0	0	0	0	0	0	0	0	0	0	0	0	0	0	0		
2	0	0	0	0	1	0	0	0	0	0	0	0	4	2	6		

	No. of offences reported or known	No. of offences in which criminal proceedings were commenced	Informations refused	Results of proceedings in cases dealt with on indictment						Committed for trial and still awaiting	Results. Conviction
				Convictions	Acquittals	Found insane and incapable of pleading on indictment	Nolle prosequi entered	Adjourned sine die or otherwise disposed of (on indictment)			
Abuse of process	1	0	0	0	0	0	0	0	0	0	
Liberty	0	0	0	0	0	0	0	0	0	0	
Perjury	1	1	0	0	0	0	0	0	0	0	
Decent exposure	24	16	0	0	0	0	0	0	0	3	
Hotel keeping	2	1	0	0	0	0	0	0	0	1	
Prison breach	0	0	0	0	0	0	0	0	0	0	
Escape from lawful custody	19	19	0	0	0	0	0	0	0	8	
Rescue from lawful custody	0	0	0	0	0	0	0	0	0	0	
Public mischief	8	5	0	0	0	0	1	0	4	0	
Conspiracy	11	7	0	0	0	0	0	0	1	0	
Destroy-dispose of dead bodies	0	0	0	0	0	0	0	0	0	0	
Electoral acts	0	0	0	0	0	0	0	0	0	0	
Personation on indictment	0	0	0	0	0	0	0	0	0	0	
Perjury	0	0	0	0	0	0	0	0	0	0	
Misprision of felony	0	0	0	0	0	0	0	0	0	0	
Wireless telegraphy act	0	0	0	0	0	0	0	0	0	0	
Corruption	0	0	0	0	0	0	0	0	0	0	
Obstruct clergy during services	0	0	0	0	0	0	0	0	0	0	
Other indictable offences	42	25	0	0	0	0	0	0	2	0	
Misuse of drugs act 1977	116	93	0	10	0	0	0	0	49	0	
Forcible entry act 1971	0	0	0	0	0	0	0	0	0	0	
Compounding a felony	0	0	0	0	0	0	0	0	0	0	
Fishery acts	39	38	0	22	0	0	0	0	14	0	
U/T of MPV - indictment	15	12	0	1	0	0	0	0	10	0	
Firearms offences weapons act 1990	26	21	0	1	0	0	0	0	2	0	
<b>Total - Group 4</b>	<b>307</b>	<b>241</b>	<b>0</b>	<b>34</b>	<b>0</b>	<b>0</b>	<b>1</b>	<b>0</b>	<b>82</b>	<b>1</b>	
<b>Total indictable offences</b>	<b>102484</b>	<b>31118</b>	<b>5</b>	<b>228</b>	<b>1</b>	<b>3</b>	<b>7</b>	<b>22</b>	<b>555</b>	<b>423</b>	

#### Crimes pending from previous years dealt with in 1995

Group 1	653	626	0	101	14	1	9	0	44	1
Group 2	10319	10062	1	378	5	0	15	1	154	38
Group 3	14156	13967	2	169	18	1	18	0	163	42
Group 4	169	165	0	35	1	0	1	0	38	0
<b>Total</b>	<b>25297</b>	<b>24820</b>	<b>3</b>	<b>683</b>	<b>38</b>	<b>2</b>	<b>43</b>	<b>1</b>	<b>399</b>	<b>81</b>



Results of proceedings in cases dealt with summarily							Persons convicted or against whom the charge was held proved or order made without conviction								Total
Convictions	Dismissals	Charge proved & order made without conviction	Charge withdrawn	Adjourned sine die or otherwise disposed of	Still pending in district court	Crime for which the perpetrators were detected but for which no proceedings shown	Under 14 years		14-16 years		17-20 years		21 years and over		
							M	F	M	F	M	F	M	F	
0	0	0	0	0	0	1	0	0	0	0	0	0	0	0	0
0	0	0	0	0	0	0	0	0	0	0	0	0	0	0	0
0	0	0	0	0	1	0	0	0	0	0	0	0	0	0	0
3	0	0	0	0	13	8	0	0	0	0	1	0	2	0	3
1	0	0	0	0	0	1	0	0	0	0	0	0	1	0	1
0	0	0	0	0	0	0	0	0	0	0	0	0	0	0	0
8	0	0	0	0	11	0	0	0	1	0	2	0	5	0	8
0	0	0	0	0	0	0	0	0	0	0	0	0	0	0	0
0	0	0	0	0	0	3	0	0	0	0	0	0	0	0	0
0	0	0	0	0	6	3	0	0	0	0	0	0	0	0	0
0	0	0	0	0	0	0	0	0	0	0	0	0	0	0	0
0	0	0	0	0	0	0	0	0	0	0	0	0	0	0	0
0	0	0	0	0	0	0	0	0	0	0	0	0	0	0	0
0	0	0	0	0	0	0	0	0	0	0	0	0	0	0	0
0	0	0	0	0	0	0	0	0	0	0	0	0	0	0	0
0	0	0	0	0	0	0	0	0	0	0	0	0	0	0	0
0	0	0	0	0	0	0	0	0	0	0	0	0	0	0	0
0	0	0	0	0	0	0	0	0	0	0	0	0	0	0	0
0	0	0	0	0	0	0	0	0	0	0	0	0	0	0	0
4	0	0	0	0	19	13	0	0	0	0	1	0	2	1	4
0	0	0	0	0	34	21	0	0	0	0	1	0	9	1	11
0	0	0	0	0	0	0	0	0	0	0	0	0	0	0	0
0	0	0	0	0	0	0	0	0	0	0	0	0	0	0	0
0	0	0	0	0	2	1	0	0	0	0	0	0	22	0	22
0	0	0	0	0	1	1	0	0	0	0	1	0	1	0	2
1	0	0	0	0	17	5	0	0	0	0	2	0	1	0	3
19	0	0	0	0	105	57	0	0	1	0	8	0	47	4	60
1237	168	254	140	184	25314	8636	45	7	541	26	1370	183	2581	531	5284

115	10	7	26	1	234	91	3	0	16	0	62	1	176	2	260
3832	193	88	226	39	5012	370	51	1	760	21	1678	40	2474	46	5071
4204	291	214	323	44	8164	537	43	13	538	55	1353	285	2321	594	5202
9	2	1	2	0	73	7	0	0	3	0	16	0	32	1	52
1160	496	310	577	84	13483	1005	97	14	1317	76	3109	326	5003	643	10585



**Age of murdered persons  
-1995**

Age	Female	Male
0-9	2	1
10-14	0	0
15-16	0	1
17-20	3	0
21-29	10	2
30-64	17	4
65-74	0	0
74-99	1	0
<b>Total</b>	<b>33</b>	<b>8</b>

**Analyses of Murders**

**Murders Recorded and Detected in 1995 by Division**

Division	Recorded	Detected	Male	Female
Carlow/Kildare	3	3	2	1
Cavan Monaghan	0	0	0	0
Cork East	6	4	6	0
Cork West	2	2	1	1
Clare	0	0	0	0
Donegal	1	1	1	0
Galway West	0	0	0	0
Kerry	2	2	2	0
Leix/Offaly	0	0	0	0
Limerick	4	3	4	0
Longford/Westmeath	0	0	0	0
Louth/Meath	1	0	1	0
Mayo	1	1	0	1
Roscommon/Galway East	1	1	1	0
Sligo/Leitrim	0	0	0	0
Tipperary	1	1	1	0
Waterford/Kilkenny	0	0	0	0
Wexford	0	0	0	0
D.M.A. - South Central	0	0	0	0
South	11	7	6	5
North	6	3	6	0
North Central	2	2	2	0
East	0	0	0	0
<b>Total</b>	<b>41</b>	<b>30</b>	<b>33</b>	<b>8</b>

## Indictable crimes per 1000 of population

Division	1995			1994			per 1000 of population	
	Rec.	Det.	Detection Rate	Rec.	Det.	Detection Rate	1995	1994
Carlow/Kildare	2840	1179	42%	2799	1211	43%	17.17	16.90
Cavan/Monaghan	1053	598	57%	957	489	51%	9.49	8.62
Cork East	9925	4370	42%	10516	5086	48%	32.44	34.36
Cork West	1098	524	48%	1098	522	48%	9.69	9.69
Clare	1049	461	44%	786	320	41%	11.80	8.84
Donegal	1420	646	46%	1532	831	54%	11.08	11.95
Galway West	2564	1040	41%	2639	1107	42%	19.26	19.82
Kerry	1697	626	37%	1897	790	42%	14.14	15.81
Leix/Offaly	1441	788	55%	1548	732	47%	13.27	14.26
Limerick	3853	1494	39%	3701	1417	38%	23.77	22.84
Longford/Westmeath	1962	1067	54%	1907	775	41%	19.86	19.32
Louth/Meath	5742	2429	42%	5031	1734	35%	25.52	22.36
Mayo	930	433	47%	886	402	45%	7.95	7.59
Roscommon/Galway East	882	475	54%	928	480	52%	9.49	9.98
Sligo/Leitrim	721	313	43%	865	327	38%	9.94	11.94
Tipperary	1765	837	47%	1893	948	50%	12.76	13.69
Waterford/Kilkenny	2693	1286	48%	2733	1329	49%	17.31	17.58
Wexford	2267	958	42%	2925	1110	38%	15.44	19.93
DMA - South Central	14134	4321	31%	13352	3939	30%	158.15	149.40
DMA - South	12805	4127	32%	12805	4307	34%	38.91	38.90
DMA - North	10034	3958	39%	9561	3547	37%	28.27	26.94
DMA - North Central	12860	4522	35%	12046	4698	39%	222.06	208.04
DMA - East	8749	3294	38%	8631	3007	35%	41.64	41.10

### Indictable offences recorded and detected 1986 to 1995

Year	Recorded	Detected
1986	86574	27373
1987	85358	27787
1988	89544	29685
1989	86792	28781
1990	87658	28985
1991	94006	31653
1992	95391	32400
1993	98979	35430
1994	101036	39108
1995	102484	39754

### Indictable crime 1994 and 1995

	Offences Recorded		Change		Offences Detected		Change	
	1995	1994			1995	1994		
Offences against the person	1663	1327	+336	25%	1324	1080	+244	23%
Offences against property								
with violence	43391	44313	-992	-2%	15372	15817	-445	-3%
Larcenies	57123	55114	+2009	4%	22760	21938	+800	4%
Other indictable offences	307	282	+25	9%	298	273	+25	9%
<b>Total</b>	<b>102484</b>	<b>101036</b>	<b>+1448</b>	<b>1%</b>	<b>39754</b>	<b>39108</b>	<b>+645</b>	<b>2%</b>

### Analysis of aggravated burglaries where firearms were used

	House/ Flat	Bank	P.O.	Betting Office	Building Society	Credit Union	Licence/ Premises	Amuse- ment Centre
Carlow/Kildare	4	1	1	0	0	0	3	0
Cavan/Monaghan	2	0	1	0	0	0	1	0
Cork East	1	2	0	0	0	0	1	0
Cork West	0	0	0	0	0	0	0	0
Clare	1	0	0	0	0	0	0	0
Donegal	2	1	0	0	0	0	1	0
Galway West	0	1	0	0	0	0	0	0
Kerry	1	1	1	0	1	0	0	0
Leix/Offaly	0	1	0	0	0	0	1	0
Limerick	3	1	1	3	1	2	1	0
Longford/Westmeath	1	1	1	0	0	0	0	0
Louth/Meath	6	8	2	0	2	1	2	0
Mayo	1	1	0	0	0	0	0	0
Roscommon/Galway East	0	0	1	0	0	0	0	0
Sligo/Leitrim	0	0	0	0	0	0	0	0
Tipperary	0	1	1	0	1	0	0	0
Waterford/Kilkenny	1	1	1	0	0	0	3	0
Wexford	3	0	1	0	0	0	1	0
D.M.A - South Central	4	4	0	2	4	0	3	0
South	2	2	5	5	3	0	5	0
North	8	3	9	0	5	2	8	0
North Central	0	12	2	3	7	0	0	0
East	2	2	0	0	3	0	1	0
<b>Totals</b>	<b>42</b>	<b>43</b>	<b>27</b>	<b>13</b>	<b>27</b>	<b>5</b>	<b>31</b>	<b>0</b>

### Armed robbery and armed aggravated burglary 1995/1994

	1995	1994
Armed robbery	171	179
Armed aggravated burglary	371	403
<b>Total</b>	<b>542</b>	<b>582</b>

### Cash Analysis of aggravated burglaries where firearms were used

	House/ Flat	Bank	P.O.	Betting Office	Building Society	Credit Union	Licence/ Premises	Amuse- ment Centre
Up to £99.99	2	1	1	0	0	0	2	0
£100 to £499.99	12	0	1	7	0	1	8	0
£500 to £999.99	3	6	3	2	2	0	1	0
£1000 to £4999.99	7	21	8	2	14	3	6	0
£5000+	7	12	4	0	7	1	6	0
Nothing Taken	11	3	10	2	4	0	8	0
<b>Totals</b>	<b>42</b>	<b>43</b>	<b>27</b>	<b>13</b>	<b>27</b>	<b>5</b>	<b>31</b>	<b>0</b>

## and armed robberies - 1995

Amusement Centre	Shop/ Stall	Garage	Petrol Station	Hotel	Restaurant	Factory	Office	Supermarket	Street/ Road	Other	Total	1994
0	2	1	1	0	0	0	0	0	1	3	17	24
0	1	0	0	0	0	0	0	0	1	0	6	6
0	5	1	3	0	1	0	0	0	6	0	20	18
0	0	0	0	0	0	0	0	0	0	0	0	2
0	0	0	0	0	0	0	0	0	0	0	1	5
0	0	0	0	0	0	0	0	0	1	0	5	7
0	0	0	2	2	1	0	0	0	1	1	8	2
0	0	0	0	0	0	0	0	0	0	0	4	0
0	0	0	0	0	0	0	0	0	0	1	3	8
0	5	1	2	1	0	0	5	0	2	10	38	11
0	1	0	0	0	0	0	0	0	1	0	5	6
2	9	0	2	0	0	0	1	1	1	4	41	54
0	0	0	0	0	0	0	0	0	0	0	2	0
0	0	0	0	0	0	0	0	0	0	0	1	0
0	0	0	1	0	0	0	0	0	1	0	2	0
0	0	0	1	0	0	0	0	0	0	0	5	5
0	0	0	2	0	0	0	0	0	0	1	9	5
0	0	0	0	0	1	0	0	0	0	0	6	15
2	16	1	2	1	1	0	1	2	4	11	58	60
1	27	7	9	1	1	2	1	0	12	20	103	150
0	29	3	5	1	2	1	2	4	6	28	116	104
1	13	0	4	1	0	1	2	0	8	10	64	51
0	7	0	1	1	1	0	1	1	5	4	29	49
<b>6</b>	<b>115</b>	<b>14</b>	<b>35</b>	<b>8</b>	<b>8</b>	<b>4</b>	<b>13</b>	<b>8</b>	<b>50</b>	<b>93</b>	<b>542</b>	<b>582</b>

## used and armed robberies - 1995

Amusement Stall	Shop/ Stall	Garage Station	Petrol	Hotel	Restaurant	Factory	Office	Supermarket Road	Street/ Road	Other	Total
0	25	3	11	0	1	0	1	2	8	17	74
1	46	7	19	1	1	0	5	1	8	19	137
2	10	0	0	1	1	0	0	1	3	6	41
3	7	2	3	3	3	1	2	0	7	21	113
0	1	1	0	3	2	2	3	3	13	15	80
0	26	1	2	0	0	1	2	1	11	15	97
<b>6</b>	<b>115</b>	<b>14</b>	<b>35</b>	<b>8</b>	<b>8</b>	<b>4</b>	<b>13</b>	<b>8</b>	<b>50</b>	<b>93</b>	<b>542</b>

## Burglaries

State	House		Other		Total	
1993	18238	+4%	14458	-1%	32696	+5%
1994	18713	+3%	14027	-3%	32740	+0%
1995	18506	-1%	12487	-12%	30993	-5%
<b>D.M.A. and other cities</b>						
1993	13131	+7%	8203	+3%	21334	+5%
1994	13685	+4%	7445	-10%	21130	-1%
1995	13470	-2%	6564	-13%	20034	-5%

## Value of property stolen and recovered in 1994 and 1995

	Offences		Larcenies	
	1995	1994	1995	1994
Less than £10	697	933	2473	2853
£10 and less than £50	3411	3744	10246	10537
£50 and less than £100	3056	3168	7952	7933
£100 and less than £200	4152	4200	9585	9088
£200 and less than £300	3152	3161	6708	5851
£300 and less than £400	2624	2458	3765	3145
£400 and less than £500	1847	1910	2207	1920
£500 and less than £1000	4915	4863	4461	4116
£1000 and less than £5000	4990	5123	3275	3154
Over £5000	829	771	814	718
Total where property was stolen	29673	30331	51486	49315
Attempts	5421	6128	329	327

	1995	1994
Total value of property stolen	£52,424,151	£56,058,858
Total value of property recovered	£4,030,441	£5,158,526
% Recovered	7.6%	9.2%

## Garda Juvenile Diversion Programme

### Total included in programme since inception of scheme (1963) up to 31/12/1995

		D.M.A.	Outside D.M.A.	Total
Individual juvenile offenders included in the programme	Male	26,201	36,788	62,989
	Female	5,354	7,313	12,667
<b>Total</b>		<b>31,555</b>	<b>44,101</b>	<b>75,656</b>
Prosecuted having been cautioned previously		3,948	4,428	8,376*

\* This figure represents juveniles who were included in the Programme, but despite the opportunity afforded to them, re-offended and were prosecuted before reaching the age of 18 years. The figure of 8,376 represents 11.1% of all those dealt with under the Programme since inception in 1963.

### Crime committed by juveniles reported to the National Juvenile Office during 1995

		D.M.A.	Outside D.M.A.	Total
<b>Total number of referrals received</b>		<b>6,268</b>	<b>7,219</b>	<b>13,487</b>
Number of offenders referred	Male	4,384	5,284	9,668
	Female	762	1,069	1,831
<b>Total</b>		<b>5,146</b>	<b>6,553</b>	<b>11,499</b>

Each Crime/Offence reported to this Office is shown in the above and attached Tables as 'Referrals'. Some juveniles would have been referred here more than once and therefore the number of Referrals will always be higher or equal to the number of actual individual offenders.

### Details of how 1994 referrals were disposed of

Manner of disposal	Sex	D.M.A.		Outside D.M.A.		Total	
		No. of referrals	No. of individual offenders	No. of referrals	No. of individual offenders	No. of referrals	No. of individual offenders
Prosecuted Initially	Male	1,108	592	200	157	1,308	749
	Female	67	45	18	14	85	59
Prosecuted on direction from N.J.O.	Male	1,047	788	1,023	738	2,070	1,526
	Female	106	92	145	80	251	172
Total number of juveniles prosecuted	Male	2,155	1,380	1,223	895	3,378	2,275
	Female	173	137	163	94	336	231
	<b>Total</b>	<b>2,328</b>	<b>1,517</b>	<b>1,386</b>	<b>989</b>	<b>3,714</b>	<b>2,506</b>
Formal caution	Male	473	391	1,133	1,005	1,606	1,396
	Female	48	46	173	173	221	219
Informal caution	Male	1,637	1,529	2,012	1,833	3,649	3,362
	Female	347	339	532	524	879	863
Total number of juveniles	Male	2,110	1,920	3,145	2,838	5,255	4,758
	Female	395	385	705	697	1,100	1,082
	<b>Total</b>	<b>2,505</b>	<b>2,305</b>	<b>3,850</b>	<b>3,535</b>	<b>6,355</b>	<b>5,840</b>
No further action	Male	186	186	161	157	347	343
	Female	54	54	42	42	96	96
Pending	Male	983	898	1,524	1,394	2,507	2,292
	Female	212	186	256	236	468	422
Total	Male	1,169	1,084	1,685	1,551	2,854	2,635
	Female	266	240	298	278	564	518
	<b>Total</b>	<b>1,435</b>	<b>1,324</b>	<b>1,983</b>	<b>1,829</b>	<b>3,418</b>	<b>3,153</b>
<b>Grand Total</b>		<b>6,268</b>	<b>5,146</b>	<b>7,219</b>	<b>6,353</b>	<b>13,487</b>	<b>11,499</b>

**Details of cautions by division - 1995 referrals**

Division	Formal		Informal		Total	
	No. of referrals	No. of individual offenders	No. of referrals	No. of individual offenders	No. of referrals	No. of individual offenders
Dublin South Central	45	41	254	242	299	283
Dublin South	205	182	436	387	641	569
Dublin North	149	144	697	629	846	773
Dublin North Central	26	25	299	284	325	309
Dublin East	96	82	310	277	406	359
Louth/Meath	85	75	298	283	383	358
Longford/Westmeath	108	87	80	77	188	164
Laois/Offaly	46	42	88	78	134	120
Carlow/Kildare	22	18	162	158	184	176
Wexford	73	71	142	136	215	207
Waterford/Kilkenny	144	128	251	245	395	373
Tipperary	15	15	55	47	70	62
Cork East	140	124	492	467	632	591
Cork West	36	26	48	39	84	65
Kerry	36	27	75	71	111	98
Limerick	123	110	133	133	256	243
Clare	70	58	101	99	171	157
Galway West	123	115	93	89	216	204
Roscommon/Galway East	71	65	75	73	146	138
Mayo	35	31	55	54	90	85
Sligo/Leitrim	34	30	47	45	81	75
Donegal	56	50	176	171	232	221
Cavan Monaghan	89	69	161	141	250	210

**Juvenile offenders cautioned during 1995 (including 1994 cases outstanding at 1/1/95)**

Type of caution	Sex	Formal		Informal		Total	
		No. of referrals	No. of individual offenders	No. of referrals	No. of individual offenders	No. of referrals	No. of individual offenders
Formal	Male	613	523	1,577	1,425	2,190	1,948
	Female	72	68	213	210	285	278
Informal	Male	2,008	1,882	2,576	2,385	4,584	4,267
	Female	420	407	650	641	1,070	1,048
Total cautioned	Male	2,621	2,405	4,153	3,810	6,774	6,215
	Female	492	475	863	851	1,355	1,326
<b>Total</b>		<b>3,113</b>	<b>2,880</b>	<b>5,016</b>	<b>4,661</b>	<b>8,129</b>	<b>7,541</b>

### Details of supervision following caution

#### Intensive supervision

	Sex	D.M.A.	Outside D.M.A.	Total
Following formal caution	Male	95	223	318
	Female	7	35	42
Following informal caution	Male	50	45	95
	Female	8	2	10
<b>Total number under intensive supervision</b>		<b>160</b>	<b>305</b>	<b>465</b>

#### Regular supervision

	Sex	D.M.A.	Outside D.M.A.	Total
Following formal caution	Male	349	886	1,235
	Female	37	134	171
Following informal caution	Male	478	549	1,027
	Female	73	131	204
<b>Total number under regular supervision</b>		<b>937</b>	<b>1,700</b>	<b>2,637</b>

#### Interviews/visits with supervisees

	D.M.A.	Outside D.M.A.	Total
Under intensive supervision	2,387	3,766	6,153
Under regular supervision	6,483	10,112	16,595

#### Other activities of juvenile liaison officers

Activity	D.M.A.	Outside D.M.A.	Total	
Clubs	- visits to	1,328	1,509	2,837
	- talks given	188	297	485
Schools (excluding schools programme)	- visits to	2,618	1,666	4,284
	- talks given	947	994	1,941
Adult groups - talks given	219	488	707	
Meetings attended	2,193	2,133	4,326	

#### Juveniles where no supervision was afforded

	D.M.A.	Outside D.M.A.	Total
Male	1,127	1,435	2,562
Female	267	403	670
<b>Total</b>	<b>1,394</b>	<b>1,838</b>	<b>3,232</b>





**Garda National Juvenile Office**  
**Statistical information in respect of juvenile crime**  
**reported during 1995**

**Offenders age groupings**

A Total of 13,487 Referrals were received at the National Juvenile Office during 1995. In 78 cases the precise age of the offender was stated. However, all such juveniles were within the maximum age limit permitted for inclusion into the Programme i.e. 18 years. Hereunder is a breakdown of same.

	Male	Female	Total	%
Between 17 and 18 years	880	162	1,042	7.72%
Between 16 and 17 years	2,111	381	2,491	18.47%
Between 15 and 16 years	2,554	428	2,982	22.1%
Between 14 and 15 years	2,247	404	2,651	19.65%
Between 13 and 14 years	1,445	245	1,690	12.53%
Between 12 and 13 years	922	167	1,089	8.07%
Between 11 and 12 years	573	94	667	4.95%
Between 10 and 11 years	311	47	358	2.65%
Under 10 years	383	55	438	3.24%
Precise Age Not Established	52	26	78	0.62%
<b>Total</b>	<b>11,478</b>	<b>2,009</b>	<b>13,487</b>	

**Time of offence**

	Number	%
Between 00.00 - 02.00	1,022	7.42%
Between 02.01 - 04.00	462	3.42%
Between 04.01 - 06.00	236	1.74%
Between 06.01 - 08.00	106	0.78%
Between 08.01 - 10.00	144	3.48%
Between 10.01 - 12.00	470	3.48%
Between 12.01 - 14.00	1,086	8.05%
Between 14.01 - 16.00	1,905	14.12%
Between 16.01 - 18.00	1,858	13.77%
Between 18.01 - 20.00	1,487	11.02%
Between 20.01 - 22.00	1,800	13.34%
Between 22.01 - 14.00	1,319	9.77%
Not stated	1,612	1.95%



## Offences

Types of offence committed	Number	%
Larcenies (simple larcenies: larceny from person, larceny from shops, larceny from unattended MPV)	3,952	29.3%
Burglary	1,646	12.2%
Criminal damage (including arson)	2,058	15.25%
Vehicle offences (unauthorised taking, unlawful interference, unauthorised carriage)	889	6.59%
Other R,T,A. offences (see breakdown 1)	419	3.1%
Handling (receiving stolen property)	512	3.79%
Drink related offences (see breakdown 2)	477	3.53%
Public order (see breakdown 3)	986	7.31%
Possession of offensive weapon	285	2.11%
Drugs - section 3 (possession for own use)	392	2.9%
Section 13 C.J.A., 1984 - breach of bail	104	0.77%
Robbery	130	0.96%
Possession of housebreaking implements	127	0.94%
Common assault	668	4.95%
Serious assault (see breakdown 4)	80	0.59%
Fraud related offences (see breakdown 5)	79	0.58%
Begging	29	0.21%
Sexual offences (See Breakdown 6)	76	0.56%
Casual trading offences	9	0.06%
Assault Garda	34	0.25%
Fire services acts (hoax calls)	42	0.31%
Trespass/found on enclosed premises	26	0.19%
Railway acts (trespass line, stone throwing, non-payment of fare, refuse name/address)	40	0.29%
Drugs - section 15 (supply to others)	79	0.58%
Street and house to house collections	6	0.04%
Demand money with menace	6	0.04%
Possession of firearm	22	0.16%
Public mischief	9	0.06%
Cruelty to animals	0	0%
Post office acts (interfere with mail, obscene post, obscene/nuisance phone call)	0	0%
Conspiracy	0	0%
Aggravated burglary	16	0.11%
Make false report	2	0.01%
Escape from lawful custody	1	0.007%
Other offences	286	2.12%
<b>Total</b>	<b>13,487</b>	



### Types of offences committed - further breakdowns

<b>1. Other RTA offences - 419</b>	
No insurance	276
P/Cycle offenses	38
Dangerous driving	58
Careless driving	11
PSV offenses	1
Drunk driving	1
No driving license	21
Hit and run T/A	5
No seat belt/helmet	5
Interfering with road sign	0
Speeding	0
No road tax (user)	3
<b>2. Drink related offences - 477</b>	
Purchase, possession or consumption of alcohol	373
Drunk and disorderly	46
Simple drunk	58
<b>3. Public order offences - 986</b>	
Breach of peace	176
Affray	0
Intoxication in public place	59
Urinate in public	5
Indecent exposure	4
Disorderly conduct in public	132
Threatening/abusive/insulting behaviour in public places	250
Failure to comply with direction of member of Garda	94
Wilful obstruction	15
Entering building etc. with intent to commit offense	177
Trespass of building etc.	61
Violent disorder	4
Other	9
<b>4. Serious assaults - 80</b>	
Murder	0
A.O.G.B.H.	10
A.O.A.B.H.	69
Assault with intent	1
<b>5. Fraud related offences - 79</b>	
Forgery/uttering	64
False pretenses	13
Embezzlement	2
<b>6. Sexual offences - 76</b>	
Sexual assault	59
Indecency	7
Rape	6
Attempted rape	4

### Indictable crime - summary

Class	1994		1995	
	Offences known	Offences detected	Offences known	Offences detected
<b>Offences against the person</b>				
Murder	25	20	43	32
Manslaughter	8	8	11	11
Infanticide	0	0	0	0
Attempted murder	1	1	2	2
Dangerous driving causing death	16	14	9	9
Assault, wounding or other like offence	535	422	576	434
Endangering railway passengers	3	1	3	1
Abandoning child under 2 years	0	0	1	1
Cruelty to or neglect of children	2	2	0	0
Child stealing	0	0	0	0
Abortion	0	0	0	0
False imprisonment	36	18	29	16
Abduction	1	0	0	0
Use of firearms to resist or escape	0	0	0	0
Kidnapping (when directed by D.P.P.)	0	0	0	0
Robbery including muggings	5930	1430	6479	1912
Robbery with firearms	179	36	171	40
<b>Total</b>	<b>6736</b>	<b>1952</b>	<b>7324</b>	<b>2458</b>

Class	1994		1995	
	Offences known	Offences detected	Offences known	Offences detected
<b>Sexual offences</b>				
Sexual assault	382	321	604	504
Aggravated sexual assault	9	6	17	11
Rape of females	184	156	191	152
Buggery	9	9	17	16
Unlawful carnal knowledge of girl - U15	12	12	23	20
Unlawful carnal knowledge of girl - U17	6	5	17	15
Incest	16	16	15	15
Gross indecency	0	0	13	9
Bestiality	1	1	0	0
Procuring or assisting in abortion	0	0	0	0
Other sexual offences	26	23	26	26
<b>Total</b>	<b>645</b>	<b>549</b>	<b>923</b>	<b>768</b>



Class	1994		1995	
	Offences known	Offences detected	Offences known	Offences detected
<b>Larcenies</b>				
Larceny from person	2920	555	3083	626
Larceny by employee	26	23	27	17
Larceny from postal system	21	18	17	13
Larceny of animals	121	40	112	39
Larceny of pedal cycles	546	384	442	319
Larceny from unattended vehicles	16712	3959	18838	4930
Shoplifting	8386	7236	7859	6679
Unauthorised takings of M.P.V.'s	10	10	15	13
Larceny of M.P.V.'s	2136	62	2129	102
Handling of stolen goods	1710	1707	1681	1676
Larceny of firearms	18	8	23	7
Other larcenies	14869	4042	15132	4049
<b>Total</b>	<b>47475</b>	<b>18044</b>	<b>49358</b>	<b>18470</b>

Class	1994		1995	
	Offences known	Offences detected	Offences known	Offences detected
<b>Frauds</b>				
Fraud by a company	1	0	0	0
Falsification of accounts	2894	2348	2869	2432
Other frauds	846	700	741	618
<b>Total</b>	<b>3741</b>	<b>3048</b>	<b>3610</b>	<b>3050</b>

Class	1994		1995	
	Offences known	Offences detected	Offences known	Offences detected
<b>Burglaries</b>				
Burglaries (dwellings)	32740	10452	30993	9660
Aggravated burglary	1009	347	1106	320
Aggravated burglary with firearms	403	119	371	113
Possession of articles with intent	197	193	239	239
<b>Total</b>	<b>34349</b>	<b>11111</b>	<b>32709</b>	<b>10332</b>

Class	1994		1995	
	Offences known	Offences detected	Offences known	Offences detected
<b>Criminal damage</b>				
Arson	251	92	286	115
Possession of explosives/making explosives	3	3	2	2
Causing or attempting to cause explosion	6	1	7	4
Unlawful seizure (hijackings)	23	9	28	14
Other criminal damage	7368	3943	7722	4140
<b>Total</b>	<b>7651</b>	<b>4048</b>	<b>8045</b>	<b>4275</b>

Class	1994		1995	
	Offences known	Offences detected	Offences known	Offences detected
<b>Other offences</b>				
Bigamy	0	0	1	1
Misuse of controlled drugs	95	95	116	114
Extortion/blackmail	14	10	19	16
Escape from custody	20	18	19	19
Electoral acts	0	0	0	0
Threat or conspiracy to murder	0	0	2	2
Possession/carrying firearms with intent to endanger life	78	63	83	64
Concealment of birth	1	1	1	0
Offences against the state act	1	1	0	0
Fishery acts	22	22	39	39
Firearms, offensive weapons act	42	41	26	26
Other indictable offences	166	69	209	120
<b>Total</b>	<b>439</b>	<b>320</b>	<b>515</b>	<b>401</b>

	1994		1995	
	Offences known	Offences detected	Offences known	Offences detected
<b>Grand Total</b>	<b>101036</b>	<b>39072</b>	<b>102484</b>	<b>39754</b>



### Indictable crime against tourists

	State				D.M.A.			
	1995		1994		1995		1994	
	Reported	Detected	Reported	Detected	Reported	Detected	Reported	Detected
Group 1 - Offences against the person	22	13	12	11	8	2	6	5
Group 2 - Burglary, robbery, etc.	416	119	307	75	284	77	194	47
Group 3 - Larceny, forgery etc.	3191	546	2801	552	2743	455	2348	409
Group 4 - Other	0	0	0	0	0	0	0	0
<b>Totals</b>	<b>3629</b>	<b>678</b>	<b>3120</b>	<b>638</b>	<b>3035</b>	<b>534</b>	<b>2548</b>	<b>461</b>
<b>% Detected</b>	<b>19</b>		<b>20</b>		<b>18</b>		<b>18</b>	



## Non-indictable offences - proceedings and persons convicted in 1995

	No. offences in which proceedings were taken	Charges withdrawn or dismissed	Number of convictions	Charges proved/order made without conviction	Adjourned or otherwise disposed of	No. of Persons convicted or against whom charge was held proved or order made without conviction
<b>1. (a) Assaults</b>	6527	1221	3582	410	1314	3660
(b) Assaults (Gardai on duty)	848	102	569	37	140	541
<b>2. Cruelty to animals</b>						
(a) Badger baiting	0	0	0	0	0	0
(b) Cock fighting	0	0	0	0	0	0
(c) Dog fighting	1	0	1	0	0	1
(d) Other offences	210	28	141	22	19	107
<b>3. Traffic acts - offences against</b>						
(a) Lighting reg. - pedal cycles	1089	138	646	93	212	401
(b) Lighting reg. - M.P.V.'s	8231	987	5725	848	671	4374
(c) Not wearing seat belt	6371	799	4690	606	276	4463
(d) Not wearing crash helmet. Motor cyclist	284	27	217	25	15	211
(e) Licences - driving	43474	10823	19703	2684	10264	12730
(f) Obstruction	724	138	512	22	52	496
(g) Dangerous parking	219	35	152	11	21	149
(h) Road traffic general bye laws, 1964	5353	906	3044	356	1047	2863
(i) Local bye laws	90234	2525	18000	1637	68072	19528
(j) (i) Dangerous driving	3330	816	1829	104	581	1764
(ii) Careless driving	3211	727	1735	61	688	1620
(iii) Driving without reasonable consideration	2189	476	1183	88	442	1094
(iv) Traffic lights: non conformity with	830	98	671	37	24	552
(k) Compulsory insurance						
(i) No insurance	29938	7947	15435	695	5861	14125
(ii) Failing to produce	24697	6317	10764	2295	5321	9031
(iii) Insurance disc regulations	5266	1123	2586	414	1143	2138
(iv) Other offences	1224	249	816	73	86	661
(l) Drinking and driving						
(i) Drive/attempt to drive M.P.V. while drunk	498	97	346	0	55	346
(ii) Being in charge of M.P.V. while drunk	91	18	69	0	4	69
(iii) Driving/attempting to drive an M.P.V with blood/urine/alcohol concentration above prescribed limit	3594	175	2667	0	752	2667
(iv) Being in charge of M.P.V with blood/urine/alcohol concentration above prescribed limit	195	13	157	0	25	157
(v) Refusing to give preliminary specimen of breath	128	15	97	1	15	96



	No. offences in which proceedings were taken	Charges withdrawn or dismissed	Number of convictions	Charges proved or order made without conviction	Adjourned or otherwise disposed of	No. of persons convicted or against whom charge was held proved or order made without conviction
(vi) Refusing to provide or permit taking of blood/urine specimen at Garda stations	443	29	351	2	61	348
(m) Exceeding speed limit						
(i) Built-up area	17225	1611	14655	609	350	14678
(ii) Special	3304	291	2795	142	76	2857
(iii) Ordinary	2130	358	1559	135	78	1620
(iv) General	13657	1458	11446	514	239	11803
(v) Motorway	403	10	350	40	3	391
(n) Driving dangerously defective M.P.V.	307	47	214	15	31	202
(o) Other offences	7664	1614	4626	728	696	3615
(p) Construction equipment and use of veh regs 1963						
(i) Defective tyres	5641	725	3816	386	714	2813
(ii) Defective steering	37	16	16	4	1	20
(iii) Defective brakes	407	43	296	36	32	245
(iv) Gross weights of goods vehicles	782	189	492	49	52	489
(v) Axle weights of goods vehicles	11	2	7	1	1	8
(vi) Other offences	6737	1083	4021	507	1126	2570
<b>Traffic acts offences sub total</b>	<b>289918</b>	<b>41925</b>	<b>135688</b>	<b>13218</b>	<b>99087</b>	<b>121204</b>
<b>4. (a) Taking M.P.V. without authority</b>	1765	158	1349	51	207	1223
(b) Unauthorised interference with mechanism of MPV	1091	89	780	69	146	815
(c) Taking possession of pedal cycle without consent	233	52	161	10	10	165
<b>5. EU regulations</b>						
(i) Vehicle testing	4873	1186	2918	415	354	2485
(ii) Tachograph	2341	322	1582	251	186	1400
<b>6. Road transport acts</b>	2847	534	1977	204	132	1638
<b>7. Roads act and finance acts - excise duty</b>	121368	26258	50659	8837	35614	45899
<b>8. Intoxicating liquor laws, offences against</b>						
(a) Illegally on licenced premises during closing hours	7381	558	6488	72	263	6300
(b) Drunkenness, simple	1380	141	1063	70	106	1078
(c) Drunkenness with aggravation	1744	159	1313	142	130	1336
(d) Offences by licenced persons against closing regs.	5264	1891	2395	643	275	2102
(e) Other offences by licenced persons (or their servants)	360	124	186	12	38	162
(f) Supplying or selling drink to persons under 18 years						
(i) Offences by the holders of on-licences	106	39	60	6	1	48
(ii) Offences by the holders of off-licences	3	2	1	0	0	1



	No. offences in which proceedings were taken	Charges withdrawn or dismissed	Number of convictions	Charges proved/order made without conviction	Adjourned or otherwise disposed of	No. of persons convicted or against whom charge was held proved or order made without conviction
(g) Purchase of intoxicating liquor by persons under 18 yrs	8	1	4	0	3	4
(h) Consumption of intoxicating liquor by persons under 18 yrs in any place other than private residence	23	3	12	1	7	12
(i) Persons under 18 yrs representing themselves to be over 18yrs for the purpose of obtaining or being permitted to consume intoxicating liquor	14	7	5	0	2	4
(j) Licenced holders permitting persons under 18 yrs to be on licenced premises during period when exemption order is in force	20	0	4	8	8	4
(k) Persons Under 18 yrs illegally on licenced premises during period when exemption order is in force	2	2	0	0	0	0
(l) Licenced holders permitting person under 18 yrs (unaccompanied) to be on premises used for the sale of intoxicating liquor for consumption off the premises	7	0	7	0	0	4
(m) Offences in connection with registered clubs	46	4	39	1	2	39
(n) Other offences against intoxicating liquor laws	391	62	249	29	51	257
<b>Intoxicating liquor laws sub total</b>	<b>16689</b>	<b>2993</b>	<b>11826</b>	<b>984</b>	<b>886</b>	<b>11351</b>
<b>9. Criminal damage to animals, fences etc.</b>	<b>2191</b>	<b>221</b>	<b>1627</b>	<b>134</b>	<b>209</b>	<b>1639</b>
<b>10. Police regulations, offences against</b>						
(a) Dublin Metropolitan Police acts	477	91	165	34	187	168
(b) Summary jurisdiction (Ireland) act 1851	315	30	80	46	159	88
<b>11. Criminal laws sexual offences act 1993</b>						<b>13</b>
Soliciting or importuning for commission of sexual offences - section 6	4	0	1	0	3	1
Soliciting or importuning for prostitution - section 7	19	2	13	1	3	13
Loitering with intention of prostitution - section 8	15	3	12	0	0	12
Living on earnings of prostitution - section 10	0	0	0	0	0	0
Other offences	18	1	16	0	1	16
<b>12. Criminal justice (public order) act 1994</b>						
Disorderly conduct in public place - section 5	2836	348	1964	193	331	2006
Threatening or abusive or insulting behaviour - section 6	4345	398	3018	307	622	2991
Control of access to special events - section 21	34	6	23	3	2	26
Surrender and seizure of intoxicating liquor - section 22	8	1	3	2	2	5
Other offences	2986	328	2004	254	400	1892
<b>13. Revenue laws, offences against</b>	<b>59</b>	<b>19</b>	<b>30</b>	<b>4</b>	<b>6</b>	<b>27</b>

	No. offence in which proceedings were taken	Charges withdrawn or dismissed	Number of convictions	Charges proved under made without conviction	Adjourned or otherwise disposed of	No. of persons convicted or against whom charge was held proved or ends made without conviction
14. Street trading acts - offences against	1069	68	285	122	594	270
15. Vagrancy acts - offences against						
(a) Begging	75	13	40	7	15	44
(b) Other offences	55	19	29	0	7	28
16. Wireless telegraphy act, 1926 - offences against	69	3	32	1	33	20
17. Firearms acts - offences against	474	60	331	21	62	341
18. Explosives - offences in relation to	0	0	0	0	0	0
19. Offences under juries act, 1976	70	13	40	7	10	50
20. Other offences	14903	2621	8941	1310	2031	8510
<b>Total</b>	<b>478733</b>	<b>79112</b>	<b>229895</b>	<b>26954</b>	<b>142772</b>	<b>208636</b>

### Total number of offences in which proceedings were taken

Division	1995	1994
Carlow/Kildare	19557	22037
Cavan Monaghan	13563	10597
Cork East	37428	41791
Cork West	8986	9099
Clare	9174	9486
Donegal	8819	9436
Galway West	9426	12124
Kerry	13930	14912
Leix/Offaly	15370	17744
Limerick	23574	24239
Longford/Westmeath	10913	10937
Louth/Meath	21727	25038
Mayo	7214	7389
Roscommon/Galway East	10845	9012
Sligo/Leitrim	8153	7903
Tipperary	11984	11278
Waterford/Kilkenny	17003	17460
Wexford	7646	7532
DMA	223421	232733
<b>Total</b>	<b>478733</b>	<b>500747</b>

### Stolen vehicle unit

	No. of vehicles	Value (£)
<b>Stolen</b>		
Cars	1570	6,073,458
Motor cycles	442	557,810
Lorries	14	132,500
Vans etc.	103	623,335
<b>Total</b>	<b>2129</b>	<b>7,387,103</b>
<b>Recovered</b>		
Cars	25	121,300
Motor cycles	11	12,950
Lorries	1	6,000
Vans etc.	7	84,630
<b>Total</b>	<b>44</b>	<b>224,880</b>

Year	No. originally taken without authorisation	No. subsequently classed as larceny	No. subsequently recovered (unauthorised takings)
1986	14289	1775	12514
1987	11478	1523	955
1988	10915	1507	9408
1989	11273	1350	9923
1990	12182	1661	10521
1991	11570	1787	9783
1992	12072	1499	10573
1993	13244	2092	9947
1994	12039	2136	9903
1995	11754	2129	9625

### Vehicles identified as stolen bearing false plates

Stolen in the state and recovered here	150
Stolen in the U.K. and recovered here	51
Stolen in Northern Ireland and recovered here	10
Stolen in Europe and recovered here	2
<b>Total</b>	<b>213</b>

## Fines on the spot notices issued

	1995	1994
<b>Non-display of license disc (State)</b>		
Gardai	12617	12241
Wardens	49619	57600
<b>Total</b>	<b>62236</b>	<b>69841</b>
Fines paid	9510	10150
Court proceedings	20734	18191
Notices cancelled	7944	7450
Proceedings pending	18486	26092
Spoiled notices	5563	7958
<b>Non-display of license disc (DMA)</b>		
Gardai	4365	3906
Wardens	48961	57567
<b>Total</b>	<b>53326</b>	<b>61473</b>
Fines paid	7459	8492
Court proceedings	18348	16269
Notices cancelled	6350	6321
Proceedings pending	15761	22758
Spoiled notices	5408	7633
<b>Parking violations (State)</b>		
Gardai	38904	40977
Wardens	317738	350591
<b>Total</b>	<b>356642</b>	<b>391568</b>
Fines paid	157419	173883
Court proceedings	66459	73814
Notices cancelled	18989	20144
Proceedings pending	80922	112223
Spoiled notices	10316	11504
<b>Parking violations (DMA)</b>		
Gardai	24219	25451
Wardens	308123	349667
<b>Total</b>	<b>332342</b>	<b>375118</b>
Fines paid	143924	165546
Court proceedings	63463	71511
Notices cancelled	17254	18367
Proceedings pending	75415	108774
Spoiled notices	9749	10920



### Road traffic offences by division

Division	1995	1994
Carlow/Kildare	9129	11141
Cavan Monaghan	6976	5851
Cork East	22315	24803
Cork West	4661	4962
Clare	5753	5739
Donegal	4585	4813
Galway West	5189	6107
Kerry	7253	8331
Laois/Offaly	8171	10143
Limerick	13852	14550
Longford/Westmeath	5010	5608
Louth/Meath	10308	13224
Mayo	3284	3821
Roscommon/Galway East	6311	5385
Sligo/Leitrim	4349	4325
Tipperary	6985	6410
Waterford/Kilkenny	10716	10668
Wexford	3845	3870
Dublin Metropolitan Area	151226	163079
<b>Total</b>	<b>289918</b>	<b>312830</b>

### Traffic offences

#### Drink and driving 1995

#### Annual statistics of breath tests, blood/urine tests, arrests etc.

	1995	1994
<b>Breath tests</b>		
(a) Total number of persons breath tested	13916	16247
(b) Breath test positive	3980	4833
(c) Breath test negative	9936	11414
(d) Breath test refused	158	193
<b>Blood/urine tests</b>		
(a) Blood specimen given	3090	3627
(b) Urine specimen given	1894	2281
(c) Specimen refused	523	620
<b>Arrests</b>		
(a) For refusing breath tests (section 12 & 13 of the Road Traffic (amendment) Act, 1978)	158	193
(b) Arrest without breath test (sections 49 and 50 R.T.A. 1961 as amended by sections 10 and 11 of the Road Traffic (amendment) Act, 1978)	1705	1534
<b>Analyses of specimens</b>		
(a) Under prescribed concentration	321	619
(b) Over prescribed concentration	4530	5200
(c) Specimens still to be analysed at the end of year	93	77
(d) Insufficient or spoiled	40	25
<b>Total analyses</b>	<b>4984</b>	<b>5921</b>

#### Non-indictable offences (Traffic) - Drink and driving - Sex and age of persons convicted in 1995

	Persons convicted		17 & under 21 years		21 years & over	
	Male	Female	Male	Female	Male	Female
Driving or attempting to drive MPV while drunk or with a blood/urine/alcohol concentration above the prescribed limit	2863	145	114	4	2754	141
Being in charge of MPV while drunk or with a blood or urine/alcohol concentration above the prescribed limit	220	6	4	0	216	6
Refusing to provide or permit the taking of blood or urine specimen at Garda station	335	14	9	1	326	13
Refusing to provide a preliminary specimen of breath	92	6	6	0	86	6

## Drug offences

### Particulars of drugs seized

Type of drug	Quantity	Cases	Type of drug	Quantity	Cases
Cannabis	77.5kg	148	Barbiturates		
Cannabis resin	15,529kg	3,031	Amphetamines	1.5kg	89
Cannabis plants	1,148	26	Cocaine	21.8kg	42
Hash oil			Crack cocaine		
Heroin (diamorphine)	6.4kg	209	Benzodiazepines		
Opium			Psilocin		
Morphine			Synthetic opiates		
Opium plants			Narcotic analgesics		
L.S.D.	819 units	62	Other		
Ecstasy MDMA/MDEA/MDA	123,699	571			

### Number of drug prosecutions by division and type of drug

Division	Cannabis	Cannabis resin	Heroin	LSD	Ecstasy	Amphet	Cocaine	Other	Total
DMA North	15	216	50	2	52	0	4	10	349
DMA North Central	38	128	120	1	49	4	16	22	378
DMA South	54	30	41	1	32	3	1	4	166
DMA South Central	52	68	69	0	21	0	1	0	211
DMA East	1	53	10	1	10	3	0	0	78
Leix/Offaly	4	31	0	2	8	3	0	0	48
Longford/Westmeath	4	10	0	4	6	0	0	2	26
Sligo/Leitrim	1	11	0	1	1	0	0	0	14
Louth/Meath	71	42	0	1	25	14	2	7	162
Cavan/Monaghan	2	30	0	0	7	0	0	1	40
Donegal	6	67	0	4	20	0	0	2	99
Mayo	7	16	0	0	0	0	0	5	28
Roscommon	0	0	0	0	0	0	0	0	0
Galway	10	129	1	1	13	0	1	8	163
Clare	1	28	0	0	0	1	0	2	32
Cork East	6	769	2	45	326	73	3	15	1,239
Cork West	16	27	0	2	4	2	0	6	57
Kerry	8	29	0	0	0	0	0	0	37
Limerick	4	232	2	2	41	18	1	13	313
Tipperary	25	11	0	1	0	0	0	2	39
Waterford/Kilkenny	0	193	1	0	23	11	1	0	229
Wexford	29	49	0	1	5	4	0	2	90
Carlow/Kildare	16	40	0	1	2	2	0	0	61
<b>Total</b>	<b>370</b>	<b>2,209</b>	<b>296</b>	<b>70</b>	<b>645</b>	<b>138</b>	<b>30</b>	<b>101</b>	<b>3,859</b>
<b>Percentage</b>	<b>9.6%</b>	<b>57%</b>	<b>7.7%</b>	<b>1.8%</b>	<b>17%</b>	<b>3.6%</b>	<b>0.8%</b>	<b>2.5%</b>	<b>100%</b>

### Number of other drug prosecutions

	Total
Importation	50
Forged prescriptions	25
Cultivation of cannabis plants	21
Allow premises to be used	17
Obstruction	192

### Nationality of persons charged

Nationality	Total
Irish	3969
UK	44
German	2
African	1
Polish	1
Iranian	1
Canadian	2
Libyan	1
<b>Total</b>	<b>4021</b>

### Age breakdown of persons charged by division

Division	Under 17		17-21 years		Over 21 years		Total		Total	Juvenile referrals		
	M	F	M	F	M	F	M	F		M	F	Total
DMA North	18	0	105	17	186	23	309	40	349	0	0	0
DMA North Central	13	1	90	15	274	33	377	49	426	15	7	22
DMA South	8	5	91	28	106	17	205	50	255	8	5	13
DMA South Central	11	4	53	15	182	41	246	60	306	7	4	11
DMA East	2	0	37	2	35	2	74	4	78	38	8	46
Leix/Offaly	2	0	4	0	25	0	31	0	31	2	0	2
Longford/Westmeath	1	1	15	1	8	0	24	2	26	1	0	1
Sligo/Leitrim	0	0	2	0	10	0	12	0	12	0	0	0
Louth/Meath	4	0	81	2	74	1	159	3	162	28	1	29
Cavan/Monaghan	0	0	24	4	12	0	36	4	40	5	0	5
Donegal	2	0	52	0	41	0	95	0	95	3	0	3
Mayo	0	0	0	2	16	4	16	6	22	0	0	0
Roscommon/Galway East	0	0	0	0	0	0	0	0	0	0	0	0
Galway West	0	0	50	18	72	11	122	29	151	11	2	13
Clare	1	0	11	0	11	1	23	1	24	5	1	6
Cork East	85	0	283	35	762	63	1,130	98	1,228	85	0	85
Cork West	0	0	5	0	43	1	48	1	49	5	0	5
Kerry	1	0	1	0	35	0	37	0	37	0	0	0
Limerick	8	2	106	16	185	1	299	19	318	5	2	7
Tipperary	0	0	7	0	28	0	35	0	35	10	1	11
Waterford/Kilkenny	7	0	42	3	168	6	217	9	226	19	2	21
Wexford	9	0	20	1	50	4	85	5	90	51	7	58
Carlow/Kildare	0	0	30	0	27	1	60	1	61	5	1	6
<b>Total 1</b>	<b>172</b>	<b>13</b>	<b>1,118</b>	<b>159</b>	<b>2,350</b>	<b>209</b>	<b>3,640</b>	<b>381</b>	<b>4,021</b>	<b>303</b>	<b>41</b>	<b>344</b>
<b>Total 2</b>	<b>185</b>		<b>1,277</b>		<b>2,559</b>		<b>4,021</b>					
<b>Percentage</b>	<b>4.6%</b>		<b>31.8%</b>		<b>63.6%</b>		<b>90.5%</b>	<b>9.5%</b>	<b>100%</b>	<b>88%</b>	<b>12%</b>	<b>100%</b>

### Number of persons charged with possession/supply by division

Division	Section 3 MDA 1977/84 (possession only)	Section 15 MDA 1977/84 (supply/dealer)	Total
DMA Total	746	522	1,268
Leix/Offaly	16	14	30
Longford/Westmeath	26	0	26
Sligo/Leitrim	12	0	12
Louth/Meath	139	22	161
Cavan/Monaghan	37	2	39
Donegal	92	0	92
Mayo	17	1	18
Roscommon	0	0	0
Galway	92	23	115
Clare	23	0	23
Cork East	1,040	106	1,146
Cork West	43	5	48
Kerry	36	1	37
Limerick	281	31	312
Tipperary	34	1	35
Waterford/Kilkenny	208	12	220
Wexford	58	31	89
Carlow/Kildare	54	5	59
<b>Total</b>	<b>2,954</b>	<b>776</b>	<b>3,730</b>
<b>Percentage</b>	<b>79%</b>	<b>21%</b>	<b>100%</b>

### Drug lectures by division

Division	Number of lectures
DMA North	176
DMA North Central	18
DMA South	51
DMA South Central	1
DMA East	34
Leix/Offaly	120
Longford/Westmeath	91
Sligo/Leitrim	112
Louth/Meath	183
Cavan/Monaghan	74
Donegal	141
Mayo	51
Roscommon	68
Galway	86
Clare	96
Cork East	233
Cork West	131
Kerry	133
Limerick	111
Tipperary	276
Waterford/Kilkenny	121
Wexford	249
Carlow/Kildare	143
<b>Total</b>	<b>2,699</b>



### Domestic violence 1995

Division	Incidents	Arrests	Persons charged	Persons injured	Persons convicted
Carlow/Kildare	138	49	44	50	42
Cavan/Monaghan	75	15	13	32	5
Cork East	291	69	22	107	21
Cork West	39	12	8	15	1
Clare	28	9	4	12	6
Donegal	88	38	28	13	4
Galway West	18	6	8	9	6
Kerry	168	38	40	50	36
Leix/Offaly	38	14	3	19	2
Limerick	72	14	19	19	9
Longford/Westmeath	123	22	19	10	11
Louth/Meath	132	43	24	42	25
Mayo	49	11	6	19	4
Roscommon/Galway East	37	4	5	3	2
Sligo/Leitrim	37	3	4	29	3
Tipperary	59	13	19	33	12
Waterford/Kilkenny	149	18	14	77	4
Wexford	37	11	6	37	5
D.M.A. - South Central	258	23	19	67	12
D.M.A. - South	1023	206	44	52	135
D.M.A. - North	608	109	92	79	59
D.M.A. - North Central	461	107	70	50	40
D.M.A. - East	58	16	16	37	11
<b>Total</b>	<b>3986</b>	<b>850</b>	<b>527</b>	<b>861</b>	<b>455</b>

## Annual return of missing persons

Division	Number of 'Acceptable' persons reported missing	Number of 'Acceptable' persons untraced	Number of persons reported missing not 'Acceptable'	Number of unidentified persons found	Number of unidentified bodies found
D.M.A.	1196	2	165	0	0
Carlow/Kildare	19	1	1	0	0
Cavan/Monaghan	9	0	2	0	0
Clare	8	1	6	0	0
Cork East	46	1	1	0	0
Cork West	5	0	1	0	1
Donegal	29	0	6	0	0
Galway West	9	1	10	0	0
Kerry	35	2	9	0	0
Laois/Offaly	1	0	0	0	0
Limerick	5	0	0	0	0
Longford/Westmeath	6	2	0	0	0
Louth/Meath	39	0	12	0	0
Mayo	4	1	0	0	0
Roscommon/Galway East	8	0	0	0	0
Sligo/Leitrim	0	0	0	0	0
Tipperary	3	1	0	0	0
Waterford/Kilkenny	217	0	67	0	0
Wexford	19	0	1	0	1
<b>Totals</b>	<b>1444</b>	<b>12</b>	<b>281</b>	<b>0</b>	<b>2</b>

Note: 'Acceptable' means

- A. persons under 18 years
- B. aged persons
- C. physically or mentally handicapped
- D. in circumstances where the disappearance gives rise to fears for the persons physical or moral safety

## Offences committed by persons on bail

Year	Offences
1986	2121
1987	2613
1988	2947
1989	2647
1990	2494
1991	2690
1992	2791
1993	3191
1994	4416
1995	5440

The Criminal Justice Act, 1984 provides for consecutive sentences for offences committed while on bail and extends the jurisdiction of the District Court in relation to such offences.

## Firearms, ammunition, and explosives seized by Gardai during 1995

<b>Firearms</b>		LT. Nitric acid	14.5
AK47 Assault rifle	5	LT. Sulphuric acid	14.5
Assault rifle	2	LT. Picric acid	4
Shotguns	146	Potassium nitrate	4
Rifles	53	Sticks gelignite (old)	8
Revolvers	48	Electric detonators	46
Pistols	51	Plain detonators	31
Sub-machine gun	5	Home made dets	3
Air guns	114	Incomplete home made dets.	32
Imitation/replica	95	Detonating cord	10
Stun gun	4	Booster tubes	3
Crossbow	11	Blast incendiary	5
Bayonets	39	Petrol bomb device	1
Magazines	72	Time and power units	4
Silencers	4	Old detonators	125
Telescopic sights	10	Home made grenades (very old)	20
Human killer	2	Hand grenades	10
Firearm parts	3	C.S. Gas	10
Spear gun	1	Flares	8
Flare gun	1	WW2 Torpedo	1
<b>Ammunition</b>		<b>Mortars</b>	
12.7 x 108mm	5760	MK12 Mortar warhead	3
7.62 x 51mm	3738	MK6 Mortar pars	3
7.62 x 39mm	98	MK14 bomb (not armed)	2
Ass. ammunition	7995	MK15 tube	1
Blank ammunition	231	MK15 base plate	1
Shotgun cartridges	1281	Propulsion unit	1
		B1MM Mortar bomb	2
<b>Explosives</b>		<b>Miscellaneous</b>	
KG. Semtex	11.8	Bunkershides	11
Home made explosive	1020	Firing range	3
KG. Black powder	1.3	Walkie talkies	12
KG. Mannitol	0.25	Scanners	9
KG. Hexamine	0.25		